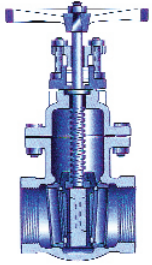


Fig. 460 NRS Gate

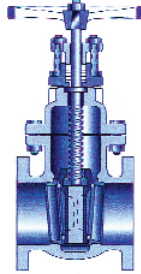
125 psi Steam, Basic Rating
200 psi Cold Working Pressure
Non-Rising Stem - Bronze Trim
Non-Asbestos Packing and Gaskets
Tapered Solid Wedge Disc - Threaded Ends



Size	Catalog #
2"	CV-460-2.00
2 1/2"	CV-460-2.50
3"	CV-460-3.00
4"	CV-460-4.00

Fig. 461 NRS Gate


125 psi Steam, Basic Rating
200 psi Cold Working Pressure
Non-Rising Stem - Bronze Trim - Flanged Ends
Tapered Solid Wedge Disc - Non-Asbestos
Packing and Gaskets - *Larger Sizes Available



Size	Catalog #
2"	CV-461-2.00
2 1/2"	CV-461-2.50
3"	CV-461-3.00
4"	CV-461-4.00
5"	CV-461-5.00
6"	CV-461-6.00
8"	CV-461-8.00
10"	CV-461-10.00
12"	CV-461-12.00

Fig. 464 1/2 OS&Y RS Gate

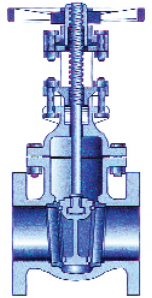
125 psi Steam, Basic Rating
200 psi Cold Working Pressure
Rising Stem - Bronze Trim - Non-Asbestos Packing
and Gaskets - Tapered Solid Wedge Disc
Threaded Ends



Size	Catalog #
2"	CV-464.5-2.00
2 1/2"	CV-464.5-2.50
3"	CV-464.5-3.00
4"	CV-464.5-4.00

Fig. 465 1/2 OS&Y RS Gate

125 psi Steam, Basic Rating
200 psi Cold Working Pressure
Rising Stem - Bronze Trim - Non-Asbestos
Packing and Gaskets - Tapered Solid Wedge Disc
Flanged Ends



Size	Catalog #
2"	CV-465.5-2.00
2 1/2"	CV-465.5-2.50
3"	CV-465.5-3.00
4"	CV-465.5-4.00
5"	CV-465.5-5.00
6"	CV-465.5-6.00
8"	CV-465.5-8.00
10"	CV-465.5-10.00
12"	CV-465.5-12.00

Fig. 488 RS Clamp Gate

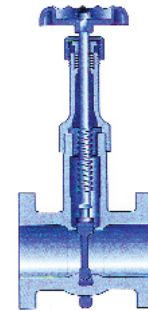
Call For Ratings, Based Upon Shock & Temp.
Rising Stem - All Iron - Steel U-Bolt Clamp
Nickle Plated Steel Stem - Inside Screw
Malleable Iron Body, Bonnet & Disc
Anti-Clogging Bonnet - Threaded Ends



Size	Catalog #
1/4"	CV-488-0.25
3/8"	CV-488-0.375
1/2"	CV-488-0.50
3/4"	CV-488-0.75
1"	CV-488-1.00
1 1/4"	CV-488-1.25
1 1/2"	CV-488-1.50
2"	CV-488-2.00
2 1/2"	CV-488-2.50
3"	CV-488-3.00
4"	CV-488-4.00

Fig. 488 1/2 RS Clamp Gate

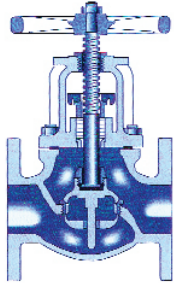
Call For Ratings, Based Upon Shock & Temp.
Rising Stem - All Iron - Steel U-Bolt Clamp
Nickle Plated Steel Stem - Inside Screw
Malleable Iron Body, Bonnet & Disc
Anti-Clogging Bonnet - Flanged Ends



Size	Catalog #
1"	CV-488.5-1.00
1 1/2"	CV-488.5-1.50
2"	CV-488.5-2.00
2 1/2"	CV-488.5-2.50
3"	CV-488.5-3.00
4"	CV-488.5-4.00

Fig. 351 OS&Y RS Globe

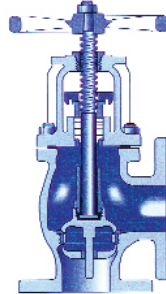
125 psi Steam, Basic Rating
 200 psi Cold Working Pressure
 Rising Stem - Bronze Trim - Integral Yoke Bonnet
 Non-Galling Two-Piece Packing Gland
 Bottom Guided Disc - Manganese Bronze Stem
 Flanged Ends



Size	Catalog #
2"	CV-351-2.00
2 1/2"	CV-351-2.50
3"	CV-351-3.00
4"	CV-351-4.00
5"	CV-351-5.00
6"	CV-351-6.00
8"	CV-351-8.00
10"	CV-351-10.00

Fig. 353 OS&Y RS Angle


125 psi Steam, Basic Rating
 200 psi Cold Working Pressure
 Rising Stem - Bronze Trim - Integral Yoke Bonnet
 Non-Galling Two-Piece Packing Gland
 Bottom Guided Disc - Manganese Bronze Stem
 Solid Bronze Disc - Flanged Ends



Size	Catalog #
2"	CV-353-2.00
2 1/2"	CV-353-2.50
3"	CV-353-3.00
4"	CV-353-4.00
5"	CV-353-5.00
6"	CV-353-6.00

Fig. 372 Swing Check


125 psi Steam, Basic Rating
 200 psi Cold Working Pressure
 Non-Galling Disc Seat - Replaceable Bronze Seat
 Rings - Bronze Hinges - Solid Bronze Disc - Large
 Bolted-On Cover - Replaceable Brass Hinge Pin
 Threaded Ends



Size	Catalog #
2"	CV-372-2.00
2 1/2"	CV-372-2.50
3"	CV-372-3.00
4"	CV-372-4.00

Fig. 373 Swing Check


125 psi Steam, Basic Rating
 200 psi Cold Working Pressure
 Non-Galling Disc Seat - Replaceable Bronze Seat
 Rings - Solid Bronze Disc - Large Bolted-On Cover
 Replaceable Brass Hinge Pin - Flanged Ends
 *Larger Sizes Available



Size	Catalog #
2"	CV-373-2.00
2 1/2"	CV-373-2.50
3"	CV-373-3.00
4"	CV-373-4.00
5"	CV-373-5.00
6"	CV-373-6.00
8"	CV-373-8.00
10"	CV-373-10.00
12"	CV-373-12.00

Fig. 23 Tilting Disc Check

125 psi Steam, Basic Rating
 200 psi Cold Working Pressure
 Solid Bronze Disc Under 10"
 Ductile Iron with Bronze Seating Face Over 10"
 Flanged Ends - *Larger Sizes Available



Size	Catalog #
2"	CV-23-2.00
2 1/2"	CV-23-2.50
3"	CV-23-3.00
4"	CV-23-4.00
5"	CV-23-5.00
6"	CV-23-6.00
8"	CV-23-8.00
10"	CV-23-10.00
12"	CV-23-12.00