


**Fig. 1334S RS Gate**

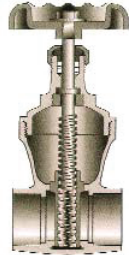
300 psi Cold Working Pressure  
Rising Stem - Screwed One Piece Bonnet  
Full Ports - Solid Wedge Disc - Bronze Seat  
S = Solder Ends



Size	Catalog #
3/8"	CV-1334-S-0.375
1/2"	CV-1334-S-0.50
3/4"	CV-1334-S-0.75
1"	CV-1334-S-1.00
1 1/4"	CV-1334-S-1.25
1 1/2"	CV-1334-S-1.50
2"	CV-1334-S-2.00
2 1/2"	CV-1334-S-2.50
3"	CV-1334-S-3.00

**Fig. 1324S NRS Gate**


300 psi Cold Working Pressure  
Non-Rising Stem - Screwed Bonnet  
Full Ports - Solid Wedge Disc - Bronze Seat  
S = Solder Ends



Size	Catalog #
3/8"	CV-1324-S-0.375
1/2"	CV-1324-S-0.50
3/4"	CV-1324-S-0.75
1"	CV-1324-S-1.00
1 1/4"	CV-1324-S-1.25
1 1/2"	CV-1324-S-1.50
2"	CV-1324-S-2.00
2 1/2"	CV-1324-S-2.50
3"	CV-1324-S-3.00

**Fig. 431 RS Gate**

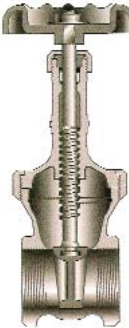
150 psi Steam, Basic Rating  
300 psi Cold Working Pressure  
Rising Stem - Screwed Bonnet  
Solid Wedge Disc - Full Ports - Bronze Seat  
Threaded Ends



Size	Catalog #	Price
1/4"	CV-431-0.25	
3/8"	CV-431-0.375	
1/2"	CV-431-0.50	
3/4"	CV-431-0.75	
1"	CV-431-1.00	
1 1/4"	CV-431-1.25	
1 1/2"	CV-431-1.50	
2"	CV-431-2.00	
2 1/2"	CV-431-2.50	
3"	CV-431-3.00	

**Fig. 431UB RS Gate**

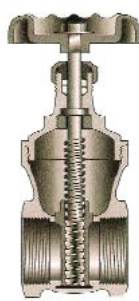
150 psi Steam, Basic Rating  
300 psi Cold Working Pressure  
Rising Stem - Union Bonnet  
Solid Wedge Disc - Full Ports - Bronze Seat  
Threaded Ends



Size	Catalog #
1/4"	CV-431UB-0.25
3/8"	CV-431UB-0.375
1/2"	CV-431UB-0.50
3/4"	CV-431UB-0.75
1"	CV-431UB-1.00
1 1/4"	CV-431UB-1.25
1 1/2"	CV-431UB-1.50
2"	CV-431UB-2.00
2 1/2"	CV-431UB-2.50
3"	CV-431UB-3.00

**Fig. 437 NRS Gate**

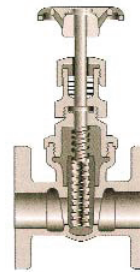
150 psi Steam, Basic Rating  
300 psi Cold Working Pressure  
Non-Rising Stem - Screwed Bonnet  
Full Ports - Solid Wedge Disc - Bronze Seat  
Threaded Ends



Size	Catalog #
1/4"	CV-437-0.25
3/8"	CV-437-0.375
1/2"	CV-437-0.50
3/4"	CV-437-0.75
1"	CV-437-1.00
1 1/4"	CV-437-1.25
1 1/2"	CV-437-1.50
2"	CV-437-2.00
2 1/2"	CV-437-2.50
3"	CV-437-3.00

**Fig. 429 NRS Gate**

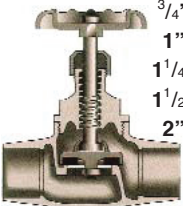
150 psi Steam, Basic Rating  
225 psi Cold Working Pressure  
Non-Rising Stem - Screwed Bonnet  
Solid Wedge Disc - Full Ports - Bronze Seat  
Flanged Ends



Size	Catalog #
1"	CV-429-1.00
1 1/4"	CV-429-1.25
1 1/2"	CV-429-1.50
2"	CV-429-2.00
2 1/2"	CV-429-2.50
3"	CV-429-3.00

**Fig. 1310 RS Globe**

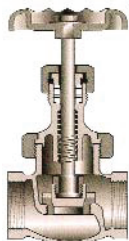
300 psi Cold Working Pressure  
Rising Stem - Screwed Bonnet  
PTFE Disc - Bronze Seat  
S = Solder Ends



Size	Catalog #
3/8"	CV-1310-S-0.375
1/2"	CV-1310-S-0.50
3/4"	CV-1310-S-0.75
1"	CV-1310-S-1.00
1 1/4"	CV-1310-S-1.25
1 1/2"	CV-1310-S-1.50
2"	CV-1310-S-2.00

**Fig. 14 1/2 P RS Globe**


150 psi Steam, Basic Rating  
300 psi Cold Working Pressure  
Rising Stem - SS Disc and Seat Ring  
Union Bonnet 1/2" to 2" - Bolted Bonnet 2 1/2" & 3"  
Threaded Ends



Size	Catalog #
1/4"	CV-14.5P-0.25
3/8"	CV-14.5P-0.375
1/2"	CV-14.5P-0.50
3/4"	CV-14.5P-0.75
1"	CV-14.5P-1.00
1 1/4"	CV-14.5P-1.25
1 1/2"	CV-14.5P-1.50
2"	CV-14.5P-2.00
2 1/2"	CV-14.5P-2.50
3"	CV-14.5P-3.00

**Fig. 17TF RS Angle**

150 psi Steam, Basic Rating  
300 psi Cold Working Pressure  
Rising Stem - Union Bonnet  
PTFE Disc - Bronze Seat  
S = Solder Ends



Size	Catalog #
1/4"	CV-17TF-0.25
3/8"	CV-17TF-0.375
1/2"	CV-17TF-0.50
3/4"	CV-17TF-0.75
1"	CV-17TF-1.00
1 1/4"	CV-17TF-1.25
1 1/2"	CV-17TF-1.50
2"	CV-17TF-2.00