

ORDER TOLL FREE: 800-428-7548

PHONE : 765-446-0881 • FAX: 765-446-1133



Place Holder Only

Toilet, Urinal & Shower Compartments



- BAKED ENAMEL FINISH
- VERSATILE ARRANGEMENTS
- LAYOUT CONSULTATION
- FINE QUALITY, ATTRACTIVE
- COMPETITIVELY PRICED

wall measurements showing placements of urinals and closets will enable us to quickly quote your job.

IMMEDIATE DELIVERY FROM LOCAL STOCK!

Grab Bars Available in many sizes(1", 1 1/4", 1 1/2") lengths (12-52"), and configurations to meet Your State Codes.



INSTITUTIONAL & COMMERCIAL SEATS

Packed six seats per case . Seats furnished with Hinges & Integral Bumpers

6 seats per case	VNS#
No. 5CC Regular Bowl, Open front LESS cover.	
WHITE	OC001
BLACK	OC002
No. 10CC Elongated Bowl, Open front LESS cover.	
WHITE	OC003
BLACK	OC004
No. 42 Regular Bowl, Open front WITH cover.	
WHITE	OC017
No. 46 Elongated Bowl, Open front WITH cover.	
WHITE	OC025
No. L210-N-CC Elongated Bowl, Open front LESS cover.	
WHITE	OC029

VNS#OC030-34...1 set Seat Bumpers
VNS#OC035-38...1 pair Seat Hinges
Specify Black Or White

LIFT SEAT FOR THE HANDICAPPED
Solid plastic seat mounted with 1" spacer to raise seat to 2" overall dimension.

N-SINK-GRATOR

COMMERCIAL DISPOSERS



- Stainless Steel Grind Chamber
- Sound and Vibration Barrier— 3/4" Thick resilient Hycar Mounting Gasket, enclosed in Chrome-plated Covers for Sanitation
- Double-tapered Timken Roller Bearing
- Centrifugal Moisture Shield to protect Bearing and Motor
- Totally Enclosed Motor, Dual-directional
- Controlled Power Air Flow Cools Motor for Efficiency and Longer Life.
- Must Have Phase & Voltage

H.P.	VNS#	Model	H.P.	VNS#	Model
1/2"	ID005	SS-50	2	ID016	SS-200
3/4"	ID007	SS-75	3	—	SS-300
1/2"	ID010	SS-100	5	—	SS-500
1 1/4"	ID012	SS-125	7 1/2"	—	SS-750
1 1/2"	ID015	SS-150	10	—	SS-1000

PHASE I & III = 600-608

PRICE INCLUDES BASE UNIT AND DIRECT-GROUND SHIPPING CHARGES ONLY.
SINK FLANGE MOUNTING ASSEMBLY, SPECIAL ADAPTERS, BAFFLES, ETC. AVAILABLE

HOT WATER DISPENSERS

190° HOT WATER, INSTANTLY, FOR:

- DISSOLVING
- BOILING
- BLANCHING
- COOKING
- THAWING
- MELTING
- MIXING
- SANITIZING
- WARMING



H-330

Capacity: 1/3 gallon, up to 40 cups of 190°F. water per hour.

Electrical: 120 volts A.C., 4.3 amps, 500 watts
Energy Consumption: .95 KWH/day, 3-wire cord and plug provided.

Valve: Self-closing.

Shipping Weight: 4 lbs.

VNS# ID301

Model HotI

H-770 Regular Model

Capacity: 1/2 gallon, up to 60 cups of 190°F. water per hour, when connected to hot water line.

Electrical: 750 Watts, 6.5 amps, 115 volts
Furnished with U.L. listed 3-ft., 14 gauge cord and 3 prong plug

Valve: instant Self-closing, 3 1/2" spout

Shipping Weight: 9 lbs.

VNS# ID311



Model H-770

H-778 Commercial Model (not illustrated)

Capacity: 1/2 gallon, up to 100 cups of 190°F. water per hour when connected to hot water line.

Electrical: 115 volts A.C., 11.3 amps, 1300 watts, furnished with U.L. listed 3-ft., 14 gauge cord and 3 prong plug

Energy Consumption: .95 KWH/day, 3-wire cord and plug provided.

Valve: Instant Self-closing, 4 1/2" spout, 4" faucet raiser.

Shipping Weight: 10 lbs. VNS# ID312

Olsonite Sani-Shield Seats

Built-in scientific protection against mold, mildew and destructive micro-organisms.

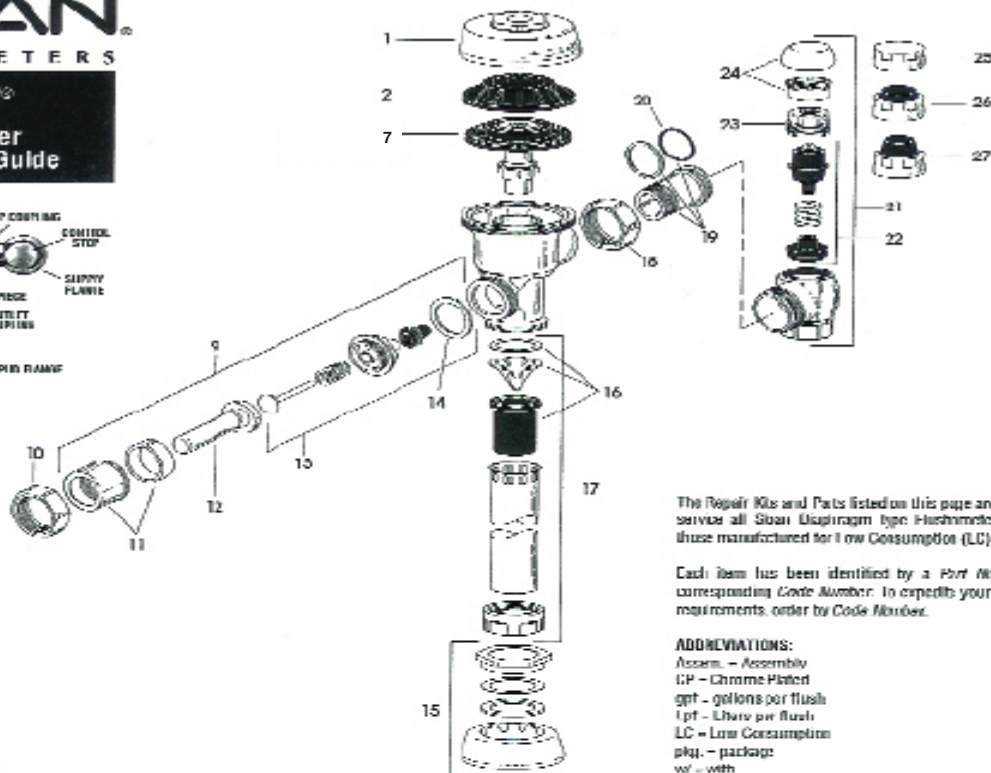
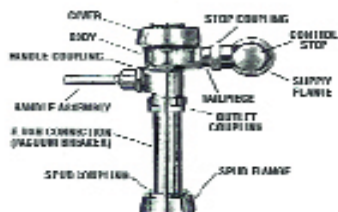
6 seats per case

No. 5CC AM Regular Bowl, Open front LESS cover.
WHITE

No. 10CC AM Elongated Bowl, Open front LESS cover.
WHITE

SLOAN
FLUSHOMETERS

Royal
Flushometer
Maintenance Guide



The Repair Kits and Parts listed on this page are designed to service all Sloan Diaphragm type Flushometers, including those manufactured for Low Consumption (LC) usage.

Each item has been identified by a Part Number and a corresponding Code Number. To expedite your replacement requirements, order by Code Number.

ABBREVIATIONS:

- Assem. - Assembly
- CP - Chrome Plated
- gpf - gallons per flush
- lpr - liters per flush
- LC - Low Consumption
- pkg. - package
- w/ - with

PARTS LIST

- | | | | |
|-----|--|----------|--|
| 1. | 0301177 | A-77 | 1" Cover |
| 2. | 0301168 | A-71 | Inlet Valve |
| 2A. | 5301000 | A-19-AC | Retlet Valve, White (Closed) - 12 per pkg. |
| 2B. | 5301000 | A-19-AD | Retlet Valve, Black (Unltd) - 12 per pkg. |
| 2C. | 5301211 | A-19-ALC | Retlet Valve, Green (Close/Urinal-LC) - 12 per pkg. |
| 2D. | 5301143 | A-19-AL | Retlet Valve, Blue (1 liter Close) - 12 per pkg. |
| 4. | 5301111 | A-70-A | Use - for all inside parts kits - 12 per pkg. |
| 5. | 5301108 | A-75B-A | Diaphragm - for all Inside Parts Kits - 12 per pkg. |
| 6A. | 5301238 | A-78C-A | Guide Assem., 4.5 gpf/17.0 lpr Closet & 1.5 gpf/5.7 lpr Urinal - 12 per pkg. |
| 6B. | 5301032 | A-75a-A | Guide Assem., 3.5 gpf/13.2 lpr Closet - 12 per pkg. |
| 6C. | 5301031 | A-75T-A | Guide Assem., 1.5 gpf/5.0 lpr Urinal - 12 per pkg. |
| 6D. | 5301150 | A-75B-A | Guide Assem., 1.0 gpf/3.8 lpr Urinal - 12 per pkg. |
| 6E. | 5301157 | A-75T-A | Guide Assem., 0.5 gpf/1.9 lpr Urinal - 12 per pkg. |
| 7. | SEE THE INSIDE PARTS KITS CHART ON THE REVERSE SIDE | | |
| 9. | 0301390 | A-73-A | CP Handicap Handle Assem. (A II A. Compliant) (shown) |
| 10. | 5302279 | A-32-A | CP Handle Assem. (not shown) - 6 per pkg. |
| 11. | 0301089 | A-6 | CP Handle Coupling |
| 12. | 0301081 | A-7-A | CP Socket Assem. |
| 13. | 0301381 | A-74-A | CP Handicap Handle Grip (A.I.I.A. Compliant) (shown) |
| 14. | 5302274 | A-37 | CP Handle Grip (not shown) - 12 per pkg. |
| 15. | 5301306 | A-51-A | Handle Repair Kit |
| 16. | 5301131 | A-31 | Handle Couplet - 48 per pkg. |
| 17. | 0301125 | A-5-A | 3/4" CP Spud Coupling Assem. |
| | 0305140 | A-5-A | 1 1/2" CP Spud Coupling Assem. |
| | 0305146 | A-5-A | 1 1/2" CP Spud Coupling Assem. |
| 18. | 5301187 | A-55T-A | Vacuum Breaker Repair Kit |
| 19. | 0306034 | A-600-A1 | 3/4" x 9" CP Vacuum Breaker |
| | 0306036 | A-600-A1 | 1 1/2" x 9" CP Vacuum Breaker |
| | 0306037 | A-600-A1 | 1 1/2" x 8" CP Vacuum Breaker |
| 20. | 0306076 | A-55T | CP Stop Coupling |
| 21. | 0306011 | A-55T-A | CP Adjustable Tailpiece 2 1/4" long |
| 22. | 0306015 | A-55T | CP Ring - 24 per pkg. |

- | | | | |
|-----|---------|----------|---|
| 21. | 3300381 | A-700-A | 1" Screwdriver/Bak-Chek® Stop CP - complete |
| | 3300384 | A-700-A | 3/4" Screwdriver/Bak-Chek® Stop CP - complete |
| 22. | 3300803 | A-541-A | Control Stop Repair Kit |
| | 3300806 | A-543-A | Control Stop Repair Kit** |
| 23. | 0300612 | A-622 | CP Hammer* |
| | 0300610 | A-617 | CP Hammer** |
| 24. | 3300871 | A-1010-A | Vandal Resistant Control Stop Cap Assem.* |
| | 3300870 | A-1009-A | Vandal Resistant Control Stop Cap Assem.** |
| 25. | 0008840 | A-5/3 | Control Stop Cap CP* |
| | 0008848 | A-5/2 | Control Stop Cap CP** |
| 26. | 3308888 | A-5/4 | Control Stop Cap w/Hammer* |
| 27. | 3308887 | A-5/8 | Control Stop Cap w/stranded Bumper* |

* for use w/A-100-A 1" & 3/4" and A-600-A 1" Screwdriver Bak-Chek® Control Stops
** for use w/A-600-A 3/4" Screwdriver Bak-Chek® Control Stops

PARTS LIST FOR INSIDE PARTS KITS		
Includes items 7-13-16 & 20		
CODE NO.	KIT NO.	DESCRIPTION
3301048	A-1001-A	Retlet Kit (1.5 gpf/5.7 lpr) Closet/Service Sink
3301049	A-1002-A	Retlet Kit (1.5 gpf/5.7 lpr) Urinal
3301047	A-1003-A	Retlet Kit (1.5 gpf/5.7 lpr) Close
3301053	A-1004-A	Retlet Kit (1.5 gpf/5.0 lpr) LC Closet
3301054	A-1005-A	Retlet Kit (1.5 gpf/3.8 lpr) LC Urinal
3301050	A-1011-A	Retlet Kit (0.5 gpf/1.9 lpr) Urinal
3301051	A-1012-A	Retlet Kit (0.5 gpf/1.9 lpr) Close
WASHER SET		
3301048	A-150-A	Washer Set - Includes: 4, 5, 8 & 14

This information is provided for informational purposes only and is subject to change without notice.

7. INSIDE PARTS KITS						
A	B	C	D	E	F	G
A-36-A 3301000 4.5 gpf/17.0 lpr CLOSET	A-37-A 3301087 1.5 gpf/5.7 lpr URINAL	A-38-A 3301038 3.5 gpf/13.2 lpr CLOSET	A-41-A 3301041 1.5 gpf/5.0 lpr CLOSET	A-42-A 3301044 1.0 gpf/3.8 lpr URINAL	A-43-A 3301051 0.5 gpf/1.9 lpr URINAL	A-44-A 3301054 2.4 gpf/9.0 lpr CLOSET




SCULLERY SINKS

Standard and Custom Made Designs to Meet Every Commercial, Institutional or Government requirement.

Rigidbilt Series—Splashback 8-inches Measured from Top of Rim

PHONE FOR SIZES AND PRICES.



Below: Fiat Flat Mopsink*
MSB3624.....

*FAUCET, MOP & Accessories EXTRA



ELKAY

Stainless Steel Bar Sink



Self Rimming
15" x 15"
Undercoated for Sound Proofing
*With Faucet and Strainer
VNS#EL001
BCRA-150-C

PALMER ALUMINUM NO-WASTE PAPER DISPENSERS



No. 201

No. 221

SURFACE MOUNTED ROLL TOILET TISSUE DISPENSERS

Detachable spindles, spring-locked against theft and abuse. Controlled delivery.

No. 201
Carton of 24

No. 221
Carton of 12 ..

ADVANCE TABCO SINKS

Available Bowl Sizes:
16 x 20
20 x 20
24 x 24
20 x 28

Convenience Store Sink Bowl Sizes:
10 x 14
14 x 16
12 x 20



CUSTOM MADE SINKS ARE AVAILABLE!

PLEASE PHONE FOR PRICES

Distinctive ADVANCE TABCO Regaline Specifications

- SINK BOWLS:** "304" Stainless Steel DEEP DRAWN with a 3" radius and a satin finish.
- BACKSPLASH:** Choice of 8" or 10" with a 2" sloping sanitary return. Faucet punched 8" O.C.
- DRAINBOARDS:** Integral with a 1/4" pitch linear foot.
- LEGS:** 1-5/8" Stainless Steel with Metal adjustable Bullet Feet.
- GUSSETS:** Stainless steel welded to Channel.
- CHANNELS:** Stainless steel, located on underside of drainboards for Highest Degree of Strength & Structural Reliability.
- BRACING:** Front to Back welded cross bracing.
- WORKING HEIGHT:** 37" to top of rolled rim.
- DRAINS:** Basket Type, 3-1/2" diameter, 1-1/2" IPS.

AMERICAN SOAP DISPENSER



Lather-Type Liquid Soap Dispenser

Each Push of soap valve dispenses a measured amount of rich, creamy lather. No wasted soap! Will not leak as soap must be pumped. Uses any grade of 10% to 20% liquid soap.

All metal moving parts

are of 18-8 stainless steel for years of trouble-free service. A whisk of a damp cloth keeps the high-polish chrome plated case factory new. Viewing slots allows instant check on soap supply. Fills from top with service key. Has separate well plate. Capacity 12 ozs. 6" high and 3 7/16" round at top, 6 1/8" wall to spout.

No. 0352 LATHURN.....
24 or more...VNS#AS001



Rugged 40-oz. Tank Type Soap Dispenser

Recommended for troublesome areas, where vandalism and breakage are problems. Has locked filler-cap, view level indicator and separate wall plate. Soap tank & valve constructed of 18-8 stainless steel. Each push of valve dispenses a measured amount of rich, creamy lather. No wasteful continuous flow. 4 3/4" wide, 8 1/4" high, 5 1/2" wall to button.

No. 0343A LATHURN

VNS#AS002



"Basin Type" Soap Dispenser

Installs through 1" hole in washstand. Each depression of plunger discharges a measured amount of rich, creamy lather without a wasteful continuous flow. Piston and spout are 18-8 stainless steel. Housing is polished chrome-plated brass. Piston unlocks with special wrench for filling from TOP. Has 16-oz. polyethylene globe and 4" long spout. 4" shank fits any basin.

No. 0332 VNS#AS003



Hospital-Type Soap Dispenser

Dispenses aseptic solution, surgical-type synthetics and other liquid soaps. Each stroke of valve delivers a measured amount. Body is polished chrome-plated brass. 1/2 quart Polyethylene Globe unscrews for filling. Has separate wall plate. 6 1/2" high, 5 1/8" wall to button.


No. 0350 LIKWIDURN

VNS#AS010..

FAUCETS & FITTINGS




Full line of T&S Valves and parts Now Available! Here are a few of the popular ones. Please phone for others.



B-2855
Lavatory Faucet
TS001



B-300
Double Pantry Faucet
TS003



B-650
Service Sink Faucet
TS005



B-667-RC
Service Sink Faucet
TS008



B-1120
Workboard Faucet with Swing Nozzle for Deck Mounting
TS002

B-301 Same as B-300 but with swivel gooseneck(133x)
TS004

B-651-RC Same as B-650 but with integral stops (Inlets not eccentric)

B-674-RC
Service Sink Faucet
TS007



B-1100
Workboard Faucet with Swing Nozzle
TS009



B-1105
Workboard Faucet with Swing Nozzle
TS010



B-1125
Workboard Faucet with Swing Nozzle
TS011



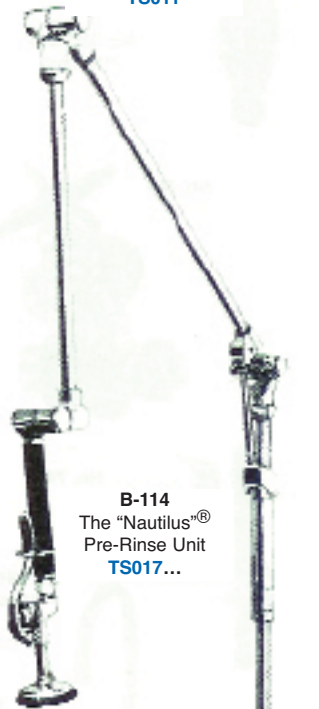
B-1200
Push-Back Glass Filler
TS012...



B-1201
Pedestal Type Push-Back Glass Filler (Single)
TS012...



B-100
Pre-Rinse Spray with Flexible Stainless Steel
TS100...



B-114
The "Nautilus"[®] Pre-Rinse Unit
TS017...



B-113
Pre-Rinse Unit
TS014...



B-1403
Reel Kleen Open Model
TS015...



B-107-C
Pre-Rinse Spray
TS101...



B-107
Pre-Rinse Spray
TS102...

HOSE REPLACEMENTS
Flex Stainless Steel Hose



B-10K
Repair Kit for B-107 Spray Valve
TS103...

Repair Kits **B-114** The "Nautilus"[®] Pre-Rinse Unit **B-0114-RK...****TS104...**

Standard Lengths

For B-113, Dim. "B" is 44"; For B-102-A, Dim. "b" is 68" Specify Dim. "B" if model number is not known, Any Dim. "B" furnished on request. Minimum is B-20"

B-44" TS106...
B-44" Less handle(36" hose only)
TS107...

Many Parts and Part kits Available.
Phone for Information.

CHICAGO FAUCETS
THE SYMBOL OF QUALITY



No. 700-E14

No. 701-E14
Self Closing



No. 333-SLO-E12
Self Closing
CF033CHPSH...



No. 335-E14
"Tip Tap"

No. 769



No. 748
CF078...



No. 786-E3
CF082
8" C-C



No. 409-E12



No. 802A
CF084
4" C-C



No. 797A
CF083
4" C-C



No. 895
CF095
4" C-C



No. 895-317
CF096
4" C-C



No. 891
CF093
4" C-C



No. 891-E2
4" C-C



No. 794
8" C-C



No. 350
CF038



No. 349
CF037



No. 50-E3
CF009



No. 51
CF010



No. 332
CF030



Vacuum Breaker
No. 893 3/8"

No. 892 1/2"



No. 745-VO
CF075



No. 626-E3
CF060



No. 629-E3
CF062



No. 628
CF061



No. 625
CF058



No. 625-LP
CF059



No. 834-EP
Pedal Valve
CF089

See following pages for parts
And interchangeable spouts.

Most Items illustrated
stocked in quantity

**CHICAGO FAUCET
CATALOG
WILL BE SENT
ON REQUEST**



No. 772
CF081
3³/₈" C-C



No. 728SS
CFZ728SS
8" C-C



No. 814-VB
CF088



No. 956R
CFZ956R
4"-8" C-C



No. 956R
CF097
4"-8" C-C



No. 4
CF001



No. 444
CF049
4"-8" C-C



No. 445
CF050
4"-8" C-C



No. 445-L8
CFZ445L8
4"-8" C-C



No. 445DJ-13
CF053
4"-8" C-C



No. 886
CF091
4"-8" C-C



No. 540
CF055
8" C-C



No. 540-LD
CF056
8" C-C




No. 631
8" C-C



No. 201A
CF021
8" C-C



No. 1100
CF120
8" C-C



No. 200
CF020
With Spray
8" C-C

No. 201
Less Spray
8" C-C



No. 376 ³/₈"
CF041

No. 45 ¹/₂"
CF006

No. 375 ³/₈"
CF039



No. 441 ³/₈"
CF045

No. 442 ¹/₂"
CF047



No. 376-LK ³/₈"
CF042

No. 45-LK ¹/₂"
CF007

No. 375-LK ³/₈"



No. 441-LK ³/₈"
CF046

No. 442-LK ¹/₂"
CF040



No. 778-22K



No. 1771



No. 737*
CF074
4"-8" C-C



No. 305
CF023



No. 305-VB*
CF027
4"-8" C-C



No. 690*
CF064
3³/₈" C-C



No. 686*
CF063
3³/₈" C-C

*Rough Chromium plated.



No. 732-807X
CFZ732807X

No. 733-OH
CF073



**Most items illustrated
stocked in quantity.**

CHICAGO FAUCETS
THE SYMBOL OF QUALITY

LABORATORY FITTINGS



No. 927
CF106



No. 933



No. 1301
Multiple Purpose Turret
CF122



No. 985-A
CF732



No. 988-GN2B-E7



No. 926
CF105



No. 930
CF108



No. 844



No. 926-VB-E7



No. 938
CFZ938



No. 932



No. E-18 Fisher Filter
Pump with $\frac{3}{8}$ " T.I.P. male
inlet CF272.....



No. 1300



No. 807-E12



No. 937-WH
For Air, Gas, Vacuum
CF113...
SPECIFY USE



No. 937
For Water
CF109...



No. 937-WH
For Steam



No. 901
For Oxygen
CF099...



No. 909AGV
For Air, Gas, Vacuum
CF100(gas)...
SPECIFY USE



No. E-22
Watts vacuum breaker
 $\frac{3}{8}$ " IPS male inlet and
female outlet.



No. E7
CF261



No. E7-FC 10-serration
laboratory hose nozzle
with integral volume
control, $\frac{3}{8}$ " I.P.S. male
inlet. CF264...



No. E7X-T



No. 980
CF716



No. 982
CF716

**PVC QUICK-FLO
DISTILLED WATER FAUCET**



No. 838



No. 839

SILVER PLATED DISTILLED WATER FITTINGS

Heavily silver-plated on all metal services with a butler satin finish silver-plate with clear epoxy protective coating on exterior surfaces.



No. 970



CF118



No. 969
CF116



No. 919
CF102



No. 80
CF112



No. 83 — Flexible stainless steel hose $\frac{3}{8}$ " I.P.S. male inlet and outlet.

VNS#	#83-VH	VNS#	#83
24"	CF231	CF236	
36"	CF232	CF237	
48"	CF233	CF238	
60"	CF234	CF239	
72"	CF235	CF240	



No. 83-VH — White clear vinyl hose with internal braiding, $\frac{3}{8}$ " I.P.S. male inlet and outlet. Vinyl hose not recommended for use under conditions exceeding temperatures of 170°F.



No. 549
CF057



No. 84
CF014



No. 273 With Quatern Parts CF500.....

No. 273 With Naiad Push Button Parts CF504.....

No. 273 With Cam-in-Cap Klo-Self Parts CF508.....



No. 313
CF029...



No. 709
CF069...



No. 85
CF015

COMPLETE STEM ASSEMBLY (Less Cap)

CF651 No. 1-99 R.H.
CF652 No. 1-100 L.H.

For all QUATURN fittings and faucets with exposed cap except tub and shower fittings and built-in and exposed stops. Bonnet Cap not furnished unless so ordered.

1-21-BH Hard Washer used on fittings provided with Nos. 317 and 319 wrist blade handles and fittings for steam service.

QUATURN and KLO SELF units are interchangeable and will fit any Chicago Faucet regardless of which of the three units is regularly furnished. Many of the basic parts of these two units are the same, such as, seat washer, washer retainer and stem end parts.

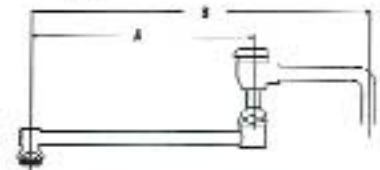
All moving parts of a Chicago Faucet are contained in one standard interchangeable operating unit, the faucet itself is not subjected to wear. should it become necessary, the entire operating unit can easily and inexpensively be replaced



NO.	VNS#	PART#	DESCRIPTION
D	CF314	1-110-K	Left Hand Stem
	CF315	1-111-K	Right Hand Stem
C	CF318	1-119-K	Packing & Washer
B	CF311	1-43	Gasket
A	CF304	1-214	Cap
E	CF323	2-28	Left Hand Sleeve
	CF324	2-29	Right Hand Sleeve
F	CF309	1-27	Seat
G	CF301	1-21	Seat washer
H	CF307	1-22	Retainer
I	CF310	1-31	Washer
J	CF305	333-097	Nut

VACUUM BREAKER SPOUTS

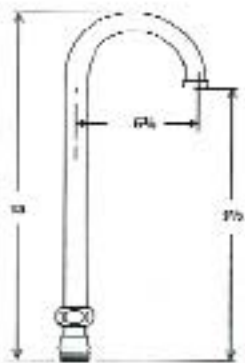
Available for most faucets to prevent back syphonage of polluted water into a potable, water supply.



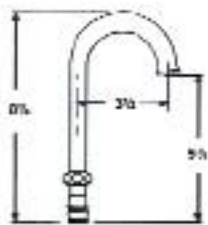
Spout	VNS#	Dim. A	Dim. B
DJ13B-VB	CF563	7	13"
DJ18B-VB	CF564	11 $\frac{3}{4}$	18"

INTERCHANGEABLE SPOUTS

These, and other interchangeable spouts, shanks and repairs, available from Vierk Supply Co. stock. The versatility of this line makes it unsurpassed for use in schools, hospitals, industrials, hotels, restaurants, laboratories, plus pharmaceuticals and food processing plants.



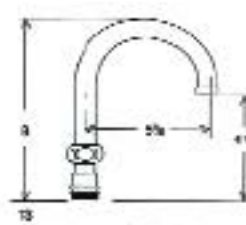
GN2A-H13...CF576...



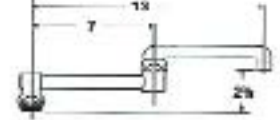
GN1A...CF567...



GN2A...CF571...

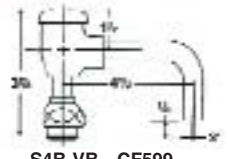


GN2A-H8...CF571...

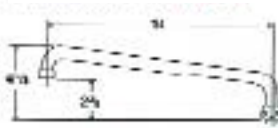


DJ-18
CF564

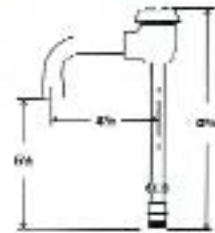
DJ-13
CF567



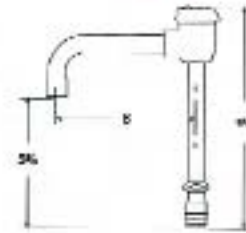
S4B-VB...CF599...



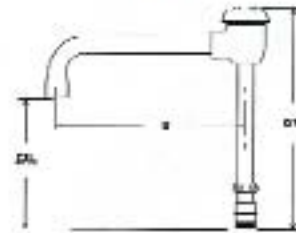
L15...CF598...



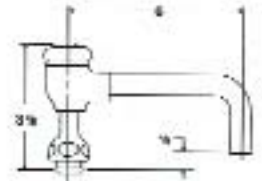
GN1B-VB...CF569...



GN2B-VB...CF569...




GN8B-VB...CF583...



L6B-VB...CF593...

SLOAN

SENSOR OPERATED LAVATORY/SINK FAUCETS ETF-66



For 1 or 2 Solenoid Valve Application Chrome Plated, Brass Laboratory Faucet with Vandal-proof Aerator Nozzle (0.5 GPM Flow Rate as standard) *remote Chrome Plated Waterproof ON-Q® Sensor Unit, (1 or 2) 24V AC Solenoid Operator(s) - 3/8" N.P.T. with Clean-out Strainer, Modular Plug-in System Wiring Box with Diagnostic L.E.D. Indicators, Protective Jacketing on cables and 24V AC Transformer. For options see sales representative.

SENSOR OPERATED GOOSENECK FAUCETS ETF-77



and 24V AC Transformer. For options see sales representative.

For 1 or 2 Solenoid Valve Applications Chrome Plated, Brass Gooseneck Faucet with Vandal-proof Aerator Nozzle (0.5 GPM Flow Rate as standard)*, remote Chrome Plated Water-proof ON-Q® Sensor Unit, (1 or 2) 24V AC Solenoid Operator(s) - 3/8" N.P.T. with Clean-out Strainer, Modular Plug-in System Wiring Box with Diagnostic L.E.D. Indicators, Protective Jacketing on cables

SENSOR OPERATED LAVATORY SINK FAUCETS ETF-80



For 1 or 2 Solenoid Valve Applications Chrome Plated, Brass Laboratory Faucet with Polypropylene Plastic throat Plate, Trim Plate. Vandal Proof Aerator Nozzle (0.5 GPM Flow Rate as standard)*, (1 or 2) 24V Solenoid Operator(s) - 3/8" N.P.T. with Clean-out Strainer, Multiple Faucet Time-out Features, Modular Plug-in System Wiring box with Below Deck Electronics and Diagnostic L.E.D. Indicators, Protective Jacketing on cables and 24V AC Transformer. For options see sales representative.

Royal® Flushometer



Model 110...# SV009
Model 186...#SV014.....

OPTIMA® plus



BATTERY POWERED
Model 8110 Closet
Model 8186 Urinal

Royal® Flushometer



Model 110ES-S Closet ...
Model 186ES-S Urinal ...

SLIMLINE® BEDPAN WASHER



Model BPW-1000
#SV030...

SLOAN Battery Powered, Sensor Operated



Closet/Urinal

Battery Life: 3 years @ 4,000 flush/month



OPTIMA Plus® Sensor-Unit with Over Ride Button

OPTIMA® plus

OPTIMA Plus™ Electrical Specifications:
Control Circuit: Solid State, 6V DC Input, 8 sec. Arming Time, 3 sec. Flush Delay

Sensor Type: Active Infra-red
Sensor Range: 15" to 30" (adjustable +/-8")

Battery Type: (4) AA, Duracell Alkaline - Model MN-1500

Battery Life: 3 Years @4,000 flush/month

Diagnostic Indicator Lights: Range Adjustment/ Low Battery

Sentinel Flush: Once every 24 Hrs. after last flush

Installation No.	Code No.	
RESS-CF-3.5C w/Override Button	SUZRESSC3.5 3305547	
RESS-U-1.5	SUZRESS41.5 3305519	
RESS-U-1	SUZRESS41 3305520	

WATER FLOW REGULATORS



Model No.	VNS #	Cap. Size GPM	Inches
GB 2	DO020	2	1/2 F x F
GB 2 1/2	DO025	2 1/2	1/2 F x F
GB 3	DO030	3	1/2 F x F
GB 3 1/2	DO035	3 1/2	1/2 F x F
GB 4	DO040	4	1/2 F x F
GB 5	DO150	5	3/4 F x F
GB 6	DO160	6	3/4 F x F
GB 7	DO170	7	3/4 F x F
GB 8	DO180	8	3/4 F x F

12 or more less 5% (can be assorted)

SHOWER FLOW CONTROLS, C.P.

1/2" F.I.P. x 1/2" M.I.P.
SR 2 DO320 2 GPM
SR 2 1/2 DO325 2 1/2 GPM
SR 3 DO330 3 GPM
SR 4 DO340 4 GPM

FOR SINKS AND LAVATORIES

1/2" M.I.P. x 1/2" F.I.P.
Specify: 1/2", 3/4", 1 1/2", 2", 2 1/2", 3", 4" G.P.M. **FMC**
STYLE GX, 1" F.I.P. X 1" F.I.P.
Specify: 2, 2 1/2, 3", 2 1/2, 4", 5", 6", 7", 8", 9", 10", 12", 15", 20", 25", 30" G.P.M. **Each**

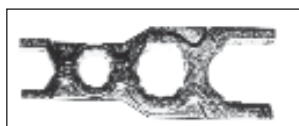
SLOAN Act-A-Matic SHOWER HEAD



Chrome Plated
Self Cleaning
Vandal Proof
Model AC-11

SV048

SLOAN SUPERWRENCH



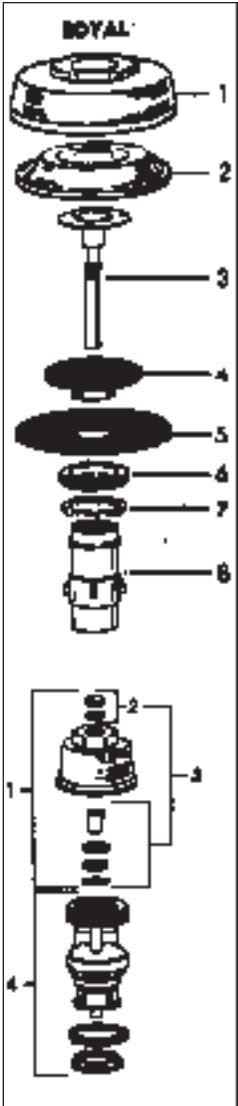
No. 0301255

Fits All Sloan Valves!

Now, one handy tool fits all critical connections and couplings. This heavy-duty "SuperWrench" comes with a Lifetime Warranty and reference card for easy coupling identification. No more heavy tool boxes to slow you down - just order the SLOAN "Superwrench".

SLOAN FLUSH VALVES COMPONENTS

ROYAL — COVERS, BODIES & INSIDE PARTS REPAIR KITS



Description	Code No.
Royal Closet Inside Parts Kit includes Items Nos. 3-8 ** (6)	VNS # SV211 3301036
Royal Urinal Inside Parts Kit includes Items Nos. 3-8 ** (6)	VNS # SV11 3301037

SAVE WATER — SAVE SEWAGE — SAVE MONEY SLOAN RETRO WATER SAVER KITS

Saves 1 gallon of water every time the flush valve is used. Can be installed in your present royal flush valves in 3 minutes. For use on Syphon Jet Closets.

Code No. 3301038 #SV213

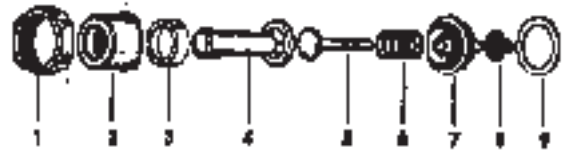
REPAIR PARTS

Item No.	Description	VNS #	Code No.
1	A-72 CP Cover (6)	SV089	0301172
	A-72 RB Cover (6)	SV087	0301173
2	A-71 Inside Cover (12)	SV084	0301168
	A-19-AC Closet Relief Valve (12)	SV075	5301058
3	A-19-AU Urinal Relief Valve (12)	SV077	5301059
	A-15-A Disc. (12)	SV079	5301111
4	A-15-A Disc. (Hot Water 180°F) (12)	SV081	5301112
	A-56-A Segment Diaphragm (12)	SV085	5301170
5	A-156-A Segment Diaphragm (12)	SV091	5301188
	A-156-A Segment Diaphragm (Hot Water 180°F) w/A-29 Copper Gasket (12)	SV093	0301190
6-8	A-163-A Guide (12)	SV094	5301236

CROWN/NAVAL REPAIR

Item No.	Description	VNS#	Code No.	Part No.
	Closet/Urinal Piston Repair Kit	SV181	5314094	CN-1004-A
	Shower Piston Rebuild Kit	SV186	5314184	CN-1006-A
1	Crown/Naval Cover Assbly. CP	SV206	0314193	CN-74-A
	Crown/Naval Cover Assbly. RB	S	0314194	CN-74-A
4	Urinal Piston w/Main Seat	SV163	0314017	CN-1003-A
	Closet Piston w/Main Seat	S	0311056	CN-1002-A
	Shower Piston w/Main Seat	SV165	0314191	CN-1009-A

HANDLE FOR EXPOSED ROYAL & CROWN



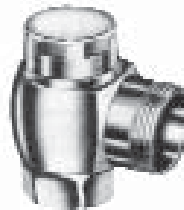
Item #'s 5-9 3302305 B-50-A Handle Repair Kit VNS# SV103...
Item #'s 2-9 0302279 B-32-A C.P. Handle Assembly VNS# V097...



VACUUM BREAKER REPAIR KITS

V-500A V-500-AA
Repair Kit for V-500 Series
Code No. 3323192
VNS# SV232...

COMPLETE CONTROL STOP H-600A & H-600-AG



3/4" & 1" Screw Driver Angle Stop

H-600-A New Style	
3/4"	SV151
1"	SV152
H-600-AG Old Style	
3/4"	SV158
1"	SV159
(Ground Joint)	

S-14AA Crown Closet Urinal Washer Set
Code No. 5319049 (6 per box)

A56AA Royal Closet Urinal Washer Set
Code No. 5301176 (6 per box)

H600A 1" Stop Repair Kit
Code No. 3308853

H600A 3/4" Stop Repair Kit
Code No. 3308856


V-100 Vacuum Breaker Repair Kit
Code No. 3322079 (Old Style)

F5A 1 1/2" Spud Coupling Assembly
Code No. 0306146

VACUUM BREAKERS

SERIES N388

Features bottom inlet and outlet connections.



V-500A
#SV200

V-500AA

3/4" x 9" SV197
1" x 9" SV202
1 1/2" x 9" SV198
1 1/2" x 9" SV199

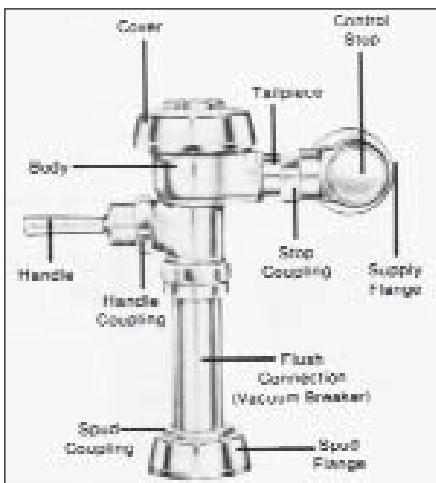


NOTE:

Per A.S.S.E. Std. 1001, these devices shall not be subjected to continuous pressure for more than twelve hours.

No. N388 Bronze...
No. N388-C
Polished Chrome...

**MANY OTHER
SLOAN
REPAIR PARTS
IN STOCK**



EMERGENCY SHOWERS AND EYE WASH

OPTI-KLENS®



A wall mounted, eyewash fountain.

Stainless Steel
for a
Price Less
than Plastic

OPTI-KLENS® MODEL 1M

- Stainless Steel Bowl
- Stainless Steel Push Paddle
- Chrome Plated, Brass Ball Valve
- Chrome Plated, Brass Pipe
- Cast Aluminum Mounting Bracket
- Chrome Plated Water Outlets with Softened Flow Heads
- Dust Covers, which are forced off
- Emergency Sign

VNS# OK1M...



EMERGENCY EYE WASH

Low cost, easily installed in any sink or basin. Mounts behind the spout, where it remains out of the way for every day use.

VNS#OK001

6-12 units
12 or more

SPEAKMAN®



SE-201 Deluge Self-closing Valve

VNS# SP201...

A complete Testing Kit for EMERGENCY/DRENCH SHOWERS

ANSI Standards recommend a monthly inspection of all emergency equipment and that a record be maintained to verify compliance with testing procedures.



Model S19-330ST Drench Shower Tester

Heavy-duty tester provides a convenient way to comply with ANSI specifications for weekly testing on all drench showers - without getting wet!

FEATURES

- 84" long, water-tight funnel with weighted bottom directs water to a drain or bucket.
- 8-foot telescoping aluminum handle.
- Testing record card is included.

S19-330ST



ANTI-SCALDING DEVICE WITH MEMORY METAL
Memory Metal "Memory safe" has a unique technology that protects against an age-old problem . . . hot water scalding. "Memory safe" products are designed to shut down the water flow within 5 seconds after the water temperature reaches 110°F and before it exceeds 120°F. A Vierk Industrial Products exclusive.



Shower Gard can be installed in any shower to convert your existing shower head into a "memory safe" non-scald shower.

VP002




Flow Gard an aerator that not only aerates the water but with Memory Metal protects against scalding as well. (Adaptor may be required).

VP003



SHOWER SAFETY



SCOT FAUCETS

The Metering Faucet with Temperature Selection

Symmons SCOT Metering/Temperature Selection Faucet. 4" Centerset Slow-Closing lavatory faucet to meter and mix hot and cold water supply. Temperature limit stop to adjust outlet temperature. Time limit stop to adjust flow time. Rose spray outlet with 0.5 GPM flow rate. Vandal-proof. Grid strainer drain assembly.

- Concealed time adjustment accessible under handle.
- Concealed temperature-limit adjustment accessible under handle. Allows for a 110°F setting.
- Push to operate, less than 5 lb. force required. Turn to adjust temperature. Closes automatically.
- Easy-to-clean polished chrome body and sure-grip vandal-proof knob.


Model	VNS#	Inlets	Outlets	Repair Cartridge
5-200	SY002	3/4"	3/4"	5-200NW
5-400	SY004	3/4"	1"	5-400NW
5-500	SY005	1"	1 1/4"	5-500NW
5-700	SY007	1 1/4"	1 1/2"	5-700NW
5-900	SY009	1 1/2"	1 1/2"	5-900NW
5-1000	SY010	1 1/2"	2"	5-1000NW

*Photo Process Units Also Available with 1/4" I.P.S. Connections.

- Chrome plated bronze and stainless steel components.
- Unit is constructed to ensure long life.
- Self-cleaning bronze check stops.
- Cartridge removes easily for cleaning or replacement.



VNS#SY2560G S-60G
VNS#SY2560 S-60 Faucet Only
Other Models Available. Phone for information.



Precast Terrazzo
Semi-Circular
36" or 54" diameter
Also available in circular



Bradstone Semi-Circular
36" or 54" diameter
Also available in Semi circular

CIRCULAR AND SEMI-CIRCULAR WASHFOUNTAINS

CORNER 54" TERRAZO

Standard Equipment - Bowl and pedestal plus the following fittings: six quart white nylon dispenser for powdered or liquid soap, (specify choice); sprayhead w/stainless steel supporting tube and bowl gasket; spud w/ lockout and beehive strainer; brass supply pipes; mechanical mixing valve; volume control valve; slow closing foot valve with complete foot operating mechanism or hand control assembly.

Traps - Furnished only on washfountains with centrally rising vents.

TYPE*	SPECIFICATIONS	DESIGN	DIA.	NO. OF USERS	DIA.	NO. OF USERS
AFC	Supplies from below, vent off drain	Circular	36"	5	54"	8
AFC	Supplies from below, centrally rising vent	Circular	36"	5	54"	8
AFC	Supplies from below, through walls or floor	Semi-Circular	36"	3	54"	8
AFC	Supplies from below, centrally rising vent	Circular	36"	5	54"	8
AFC	Supplies from below, vent off drain	Circular	36"	5	54"	8
OFC	Supplies from below, vent off drain	Circular	36"	5	54"	8

PLEASE NOTE: WHEN ORDERING PLEASE SPECIFY LIQUID OR POWDERED SOAP DISPENSER.

SOAP DISPENSER ADD	TYPE CFC-SEMI CIRCULAR FOOT CONTROLLER MODEL		TYPES AFC, BFC, HFC, OFC CIRCULAR MODELS	
WITH STANDARD PEDESTAL	54" SEMI-CIRCULAR	36" SEMI-CIRCULAR	54" CIRCULAR	36" CIRCULAR
Bowl Material	Weight	Weight	Weight	Weight
Terrazzo	650#	329#	800#	388#
Bradstone	140#	92#	158#	117#
Stainless Steel	125#	88#	170#	107#

TERRAZZO COLORS:	• White Marmorite
	• Granite
BRADSTONE COLORS:	• Desert Yellow
	• Surf Green
	• White Marble
	• Driftwood Beige
	• Brick Red
REPLACEMENT FOOT VALVE	
#S07-015	VNS# BC017
FOOT VALVE REPAIR KIT	
#S65-001A	VNS# BC018



TOILET/LAV COMBO - 920-5590

Combination Toilet/Lav Units

- Fixtures available in front or chase mount configuration
- Seamless welds eliminates crevices
- Heavy-gauge stainless steel fabrication designed for rugged utility
- 12 Models
- Left, Right, Straight configurations
- Wall or floor mount
- Low consumption 1.6 or 3.4 standard flow
- Floor disabling



PATIENT CARE MODEL - LC 1020

Patient Care Units

- Toilet height meets ADA standards
- Lightweight and preassembled for easy, low-cost installation
- Hands free infrared or pedal control to reduce spread of germs
- Left or Right configurations add flexibility to room layout
- Additional seating and cabinet storage
- Counter tops available in laminate, cultured marble, and Terreon®
- "One-touch" single action door reveals wheelchair height toilet that swings out automatically and locks in place when cabinet door is opened
- Integral dialysis box and



EXPRESS® MODEL - SS-3WH97

Group Fixture Units

Get the feel of individual lavs and the economies of group fixtures with the revolutionary Express line. The stylish design has the cost-saving features building owners want:

- 50% less installation time than a bank of lavs
- 60% fewer connections for low maintenance
- One continuous bowl surface for fast clean up
- Scratch and impact-resistant solid surface
- Allows you to spec one product instead of numerous lav components

ASME Boiler Blowdown Tanks Size Selector Chart



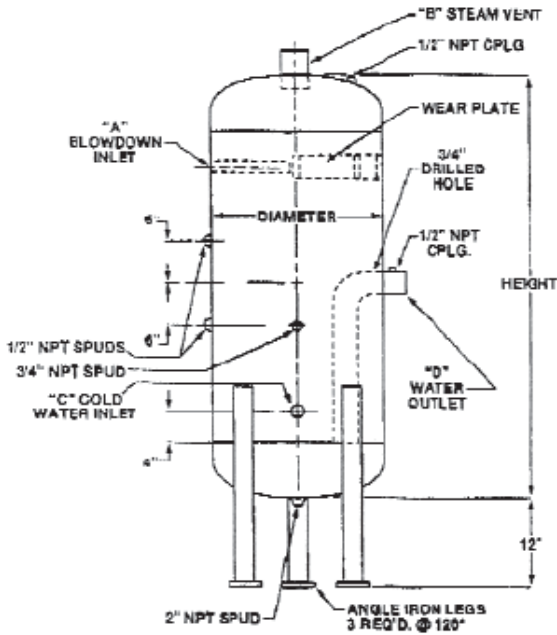
SINCE 1908
wessels
company

Description:

Wessels Type BDT boiler blowdown tanks are designed to reduce temperature and pressure of the blowdown discharge from the boiler. This equipment is essential because it is undesirable to discharge the boiler blowdown directly into a sanitary sewer. The tanks are designed in accordance with Section VIII of the ASME Boiler and Pressure Vessel Code, and stamped for 125 PSI working pressure.

Construction:

- ASME Constructed & Stamped
- 125 PSIG Working Pressure
- ³/₁₆" Material Shell and Heads
- 450°F Design Temperature
- Prime Painted Exterior
- Pressures available up to 600psi



BOILER DESIGN PRESSURE (PSIG)	BLOWDOWN SIZE		COLD WATER INLET SIZE "C"	WATER OUTLET SIZE "E"	SLOWDOWN TANK SIZE	
	"A"	"B"			DIA.	GAL.
20 TD 50	3/4	2	3/4	1-1/2	14	66
	1	2	1	1-1/2	14	66
	1-1/4	2	1-1/4	2-1/2	14	66
	1-1/2	2-1/2	1-1/4	2-1/2	14	66
50 TD 100	1	3	2	4	18	72
	2-1/2	4	2	4	20	72
	3/4	2	1	1-1/2	14	66
	1	2-1/2	1-1/4	2	14	66
100 TD 150	1-1/4	3	1-1/2	3	18	72
	1-1/2	4	2	4	18	72
	1	5	2-1/2	4	24	72
	2-1/2	6	2-1/2	5	30	78
150 TD 200	3/4	2-1/2	1	2	14	66
	1	3	1-1/4	3	14	66
	1-1/4	4	1-1/2	3	20	72
	1-1/2	5	2	4	24	72
200 TD 300	1	4	1-1/4	2-1/2	18	72
	1-1/4	5	2	3	24	72
	1-1/2	6	2	4	30	78
	2-1/2	8	3	5	48	78
250 TD 350	3/4	4	1-1/4	2	18	72
	1	5	1-1/2	2-1/2	24	72
	1-1/4	6	2	4	30	78
	1-1/2	6	2-1/2	4	36	78
300 TD 400	1	8	3	5	48	78
	2	8	3	5	48	78
	2-1/2	10	3	6	54	84
	3	10	3	6	54	84

ALL DIMENSIONS AND FITTINGS SHOWN IN INCHES

Type NA, ASME Plain Steel Expansion Tank Sizes, 15 to 525 Gallons

Description:

Wessels Type NA Tanks are ASME plain carbon steel expansion tanks. They are designed to absorb the expansion forces and control the pressure in the heating/cooling units systems.

Construction:

Shell: Carbon Steel Heads: Carbon Steel

Performance Limitations:

Maximum Design Pressure:

Models 12NA33 to 16NA72 150 PSIG

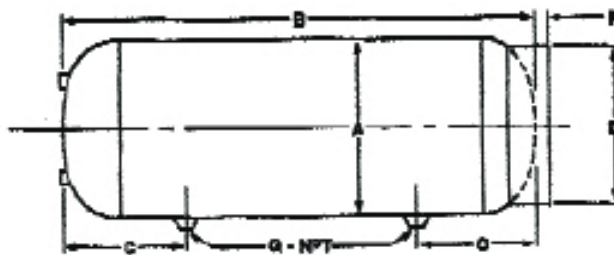
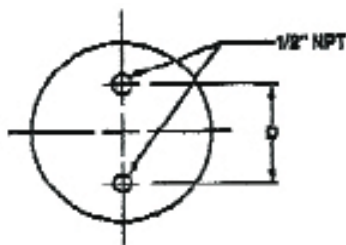
Models 20NA62 to 42NA96 125 PSIG

Maximum Design Temperature: 450°F

Model Number	Tank Size U.S. Gal.	A	B	C	D	E	F	G	Shipping Weight Pounds
12NA33	15	17"	33"	7"	8"	11-1/2"	7/8"	1"	41
12NA51	24	12"	51"	7"	8"	11-1/2"	7/8"	1"	62
14NA48	30	14"	48"	10"	10"	11-1/2"	1-1/8"	1"	72
14NA63	48	14"	63"	10"	10"	11-1/2"	1-1/8"	1"	92
16NA72	60	18"	72"	10"	12"	11-1/2"	1-1/8"	1"	120
20NA62	80	20"	61-1/2"	10"	16"	18"	1-1/2"	1"	176
20NA78	100	20"	78"	10"	16"	18"	1-1/2"	1"	168
24NA65	120	24"	65"	11-1/8"	20"	18"	1-1/2"	1"	218

Typical Specification: Furnish and instal as shown on plans a _____ gallon _____" diameter long or high plain Steel Expansion tank. The tank shall have NPT System connection, gage glass openings and drain. The tank shall be furnished with saddles if mounted horizontally and a base ring for vertical storage. The tank must be constructed in accordance with Section VIII of the ASME Boiler and Pressure Vessel Code.

Each tank shall be Wessels model number NA _____ or approved equal.



Please Call For Pricing.

CUNO Aqua-Pure Water Filters



MODEL AP51T COLD WATER DIRT/RUST/TASTE/ODOR FILTER

(Same as AP101S only different cartridge) Eliminates chlorine, Sulphur, musty, stale and metallic tastes and odors from household drinking and cooking water. **AP50**

MODEL AP101S COLD WATER and AP102S DOUBLE CARTRIDGE UNIT DIRT/RUST FILTER

This unit has shut off valves built into the filter head for quick installation and cartridge replacement. Filter comes with AP110 Dirt/Rust cartridge and functions with AP117 Taste/Odor Cartridge.

Description	VNS#
AP 101S*	CE021
AP 102T Less Cartridge	CE023
AP 101T-Transparent	CE020




BRONZE CAP WITH STAINLESS STEEL HOUSING

A ruggedly constructed, single cartridge filter for use on hot water lines to protect laundry machines and other water appliances from rust and scale generated in the hot water system and branch pipelines.

Description	VNS#
AP 1617 Taste/Odor-Cold or Hot Water	CE021
AP 102T Dirt/Rust- Cold or Hot Water	CE080

Aqua-Pure MODEL AP2610 COLD WATER DIRT/RUST FILTER

Double cartridge filter offers Stainless Steel and brass construction- 3/4" connections 12 GPM flow Rate - 400 PSI maximum water pressure. Dimensions 22 3/4" high x 4 1/4" diameter - Approx...shipping weight 5 1/2 lbs. AP2610 VNS# CE100



AP400 LIME-AID WATER CONDITIONER

Scale stopper water filter for cold water line feeding water heaters up to 82 gal size. Max temperature 140°F Max Pressure 300 PSI Heavy stainless steel and brass construction with 3/4" F.I.P. inlet and outlet. AP410 -Replacement Cartridge for AP400 VNS# CE180 Quantities of 24 or More VNS# CE180



Commercial Duty Water Filters

All housing and internal parts are stainless steel.



Model SS-4



Model SS-8



Model SS-12



Model SS-20

DIRT/RUST FILTERS

Filter Model	No. of Cartridges	Flow G.P.M.	Pipe Size	Height	Base Diam	Ship Weight
SS-4	4	28	1 1/2"	19 1/4"	10"	20lbs.
SS-8	8	56	1 1/2"	29"	10"	30lbs.
SS-12	12	84	1 1/2"	38 3/4"	10"	40lbs.

TASTE/ODOR FILTERS

Filter Model	No. of Cartridges	Flow G.P.M.	Pipe Size	Height	Base Diam	Ship Weight
SS-4	4	28	1 1/2"	19 1/4"	10"	20lbs.
SS-8	8	56	1 1/2"	29"	10"	30lbs.
SS-12	12	84	1 1/2"	38 3/4"	10"	40lbs.

Size	VNS#	Size	VNS#
SS-4	CE120	SS-20	CE125
SS-10	CE122	SS-24	CE126
SS-12	CE124	SS-36	CE127

SS Prices are Less Cartridges

Aqua-Pure AP-CRF Chemical Removal Water Filter

- Single filter effectively removes hazardous organic chemicals such as THM's, TCE, EDB and PCE.
- Solves bad tastes, odors, dirt and sediment problems
- Complete with self-tapping valve, touch flow faucet, flow regulator and necessary connections and fittings for easy installation. VNS# CE110



Aqua-Pure Filter Cartridges for Specific Water Filtration Requirements

Type	VNS#	Water Temp	Water Service	Degree of Filtration	Cartridge Number
Dirt/Rust	CE151	Hot or Cold Water 210°F Max.	Standard Dirt Load	5 Microns	AP-110
Dirt/Rust	CE155	Hot or Cold Water 100°F Max.	Heavy Dirt Load	50 Microns	AP-124
Dirt/Rust	CE150	Cold Water 210°F Max.	Light Dirt Load	1 Microns	AP-1001
Taste/Odor	CE153	Cold Water 100°F Max.	Nominal Dirt Load	-	AP-117
Scale Stopper	CE181	Cold Water 100°F Max.	For Scale and Nom. Dirt Load	-	AP-420



AP110



AP420

Aqua-Pure Dirt/Rust Cartridges

Remove particles as fine as single grain of talcum powder. By trapping sand, silt, dirt, rust and other solid particles, they allow only clean, clear filtered water to flow through the system to the point of use.

Aqua-Pure Taste/Odor Cartridges

Eliminate the taste and odor of chlorine and sulphur, as well as musty, stale and metallic tastes and odors from water. Coloration associated with these problems is also removed. Built-in dirt/rust filter sections stop solid particles. These cartridges contain hundreds of thousands of activated charcoal granules which absorb taste spoiling contaminants.

Model 55002 Adjustable Chlorine Feeder

Kills dangerous bacteria, precipitates dissolved iron, cures sulphur water, maintains proper pH level... Adjustable feed rate from 0 to 24 gallons per day. Compact rugged positive displacement pump. Adds metered amounts of diluted laundry bleach to every drop of water that enters the house. 115 Volt AC operating current. Dimensions 8 1/2"W x 7 1/2" D x 3 1/2" Approximate shipping weight: 10 lbs



55002-01 APMP 100A 115V, 60 cycle
55002-01 APMP 100A 230V, 60 cycle

Aqua-Pure Scale Stopper Filter Cartridge

Inhibit the formation of scale in hot water systems. Lime, calcium and other minerals precipitate out of solution when water is heated causing scale. This results in corrosion and clogging of water heaters, pipes and appliances. Special scale-stopping crystals in these cartridges dissolve to apply a thin protective coating on all internal hot water system surfaces. Thus, hard scale buildup is prevented while existing scale is slowly loosened. A mixed bed of special scale-stopping crystals removes unpleasant tastes and odors.

SOLD IN ROLLS OF 3 FT.



Manville FIBER GLASS PIPE INSULATION

Vapor Barrier for piping up to 500°F. White kraft bonded to aluminum foil, reinforced with fiber glass yarn. Kraft paper is permanently treated (not merely salt treated) to assure permanent fire and smoke safety, and to prevent corrosion of foil. Water vapor permeability: .02 perm.

(All Pipe Insulation furnished in 3-foot sections)
For less Than Full Carton Quantities, Add 15% .

3" x 150' ASJ Tape...VNS# MC080...

Pipe Size	VNS #	Ft./Carton 1" Wall
1/2"	MC001	108
3/4"	MC002	108
1"	MC003	75
1 1/4"	MC004	75
1 1/2"	MC005	54
2"	MC006	42
2 1/2"	MC007	30
3"	MC008	27
3 1/2"	MC009	18
4"	MC010	18
6"	MC011	12

ZESTON® PREMOLDED PVC FITTING COVERS



Pre-molded PVC insulated fitting covers temperatures to 500° F. High-low temperature inserts furnished with fitting. Secured by tacking, banding or taping ends to adjacent pipe covering. All sizes listed below are for 1" thick fiberglass insulation. Carton quantities in parentheses.

Priced Each	90° ells		45° ells		VNS#	Tees	VNS #
1/2" - 3/4" # 7		(50)	(50)	MC120		(25)	MC140
1" - 1 1/4" # 9		(30)	(25)	MC122		(25)	MC142
1 1/2" #10		(30)	(25)	MC124		(25)	MC144
	Short Radius	VNS#	Long Radius				
2" #11	(30)	MC105	(25)	(25)	MC125	(25)	MC145
2 1/2" #12	(30)	MC106	(25)	(25)	MC126	(25)	MC146
3" #13	(30)	MC107	(25)	(25)	MC127	(25)	MC147
3 1/2" - 4" #15	(30)	MC108	(15)	(25)	MC128	(15)	MC148
6" #18	(20)	MC110	(15)	(12)	MC131	(10)	MC150

Tacks - 500 per box...MC160...

100' Roll Z-Tape: 1" MC180... 1 1/2" MC181... 2" MC182...



SOLD IN
6 FT.
PIECES

INSULATION PRODUCTS

Flexible RUBATEX® INSULATIONS

RUBATEX CLOSED CELL TUBING AND SHEETS AND ROLLS are elastometric, thermal insulations specially compounded to prevent condensation when used as recommended at operating temperatures down to -40°F and insulate against heat loss up to 220°F. Easily applied with #520 adhesive. For a decorative or protective coating, use #374 finish.

1/2" Wall	VNS #	I.P.S.	Lin Ft. Per Ctn.
RH-12	MC021	1/4"	360
RH-16	MC022	3/8"	300
RH-22	MC023	1/2"	252
RH-28	MC024	3/4"	180
RH-36	MC025	1"	150
RH-42	MC026	1 1/4"	120
RH-46	MC027	1 1/2"	108
RH-60	MC028	2"	72
RH-72	MC029	2 1/2"	54
RH-88	MC030	3"	48
RH-114	MC031	4"	24

*Prices shown for full cartons, add 15% for lesser quantities.



Rubatex SHEET . . .

For insulating ducts, large tanks of all shapes, irregular vessels and large-size piping. Apply with #57 adhesive.

Item Code	VNS #	Sheet Size and Thickness	No. Sheets Per Carton	Sq. Ft. Per Carton	Pounds Per Carton
6406	MC016	48" x 36" x 3/8"	16	192	40
6408	MC017	48" x 36" x 1/2"	12	144	40
6412	MC019	48" x 36" x 3/4"	8	96	40
6416	MC020	48" x 36" x 1"	6	72	40



#520 ADHESIVE

1 pt. can MC035
1 qt. can MC053
1 gal. can MC034



#374 FINISH MC032

1 gal. can



INSULATION TAPE

GR032

1/8" x 2" x 360"

Roll
Case
(12 rolls)



FOR THE TUFF CLEANING JOBS!
Professional Strength Cleaner/Degreaser

An Environmentally Safe Degreaser And Cleaner
Delivers Maximum Cleaning Power—Economically.

Mean Green is a unique blend of Non-toxic biodegradable detergents that form a powerful, non-flammable, extra heavy duty cleaner and degreaser. It significantly out performs all other spray and aerosol cleaners. Best of all, Mean Green costs much less than competitive products and works faster. Mean Green is gentle enough for clothing, upholstery and carpets, but at the same time it can tackle duty problems like engines, equipment and outdoor stains.

- FEATURES**
- Super action formula
 - Most powerful cleaner/degreaser in its class
 - Widest range of applications
 - Environmentally safe formula
- BENEFITS**
- User friendly
 - Greatly reduces labor costs
 - Reduces the need for large inventory of cleaning products

Mean Green contains up to 60% more active ingredients than other cleaners and degreasers that make similar claims. The components of Mean Green are combined in such a manner as to produce a very chemically active cleaner that forces loose grease and grime from surfaces without harm to the environment.

ALWAYS IN STOCK!

*** Mean Green is USDA Authorized for use in Federally inspected Meat and Poultry Plants.**



- CONCENTRATED • NON-TOXIC
- BIO-DEGRADABLE
- NON-FLAMMABLE • ECONOMICAL
- NO PHOSPHATES

Part #	Description
100	32 oz. Trigger Spray
101	1 Gallon
102	2.5 Gallon
103	30 Gallon
104	55 Gallon
106	5 Gallon

**Rockwell Sealed Register®
(SR) Water Meters**

Consider these great SR Water Meter features:

- Accurate, Long-Term Performance
- Tamper-Proof Design
- Sealed Registers
- Interchangeable Measuring Chambers
- Bronze-Clad XV Guarantee

All 5/8" through 1" SR Water Meters are guaranteed to measure accurately for 15 years.



5/8" through 2"

Rockwell SR® (Sealed Register) Water Meters were the first oscillating piston-type meters to use a magnetic coupling, between measuring elements in the measuring chamber, with a hermetically sealed register. Since the introduction of the SR design in 1957, this innovative line of positive displacement meters has achieved an enviable record of long service and measurement accuracy. The design features a bronze maincase, with a unique tamper-proof system to prevent unauthorized removal of the register, with a choice of bottom plates (for the 5/8", 3/4", and 1" sizes); register types, and much more.

Meter Size	Catalog Number		Pipe Threads	Operating Range*
	Cubic Feet	Gallons		
3/4"	RM50005	RM50010	3/4"	1/4-20 GPM
5/8" x 3/4"	RM50030	RM50035	1"	1/4-20 GPM
3/4"	RM50120	RM50125	1"	1/2-30 GPM
1"	RM50140	RM50145	1 1/4"	3/4-50 GPM
1 1/2"	RM50210	RM50215	Flanged	1 1/2 -100 GPM
2"	RM50230	RM50240	Flanged	2-160 GPM

**Bronze
Meter Flanges**



Female Iron Pipe Thread			
Meter Size	Tubing Size	Cat. #	
1 1/2"	1 1/2"	RM50285	
2"	2"	RM50295	

Straight Meter Couplings


















**With Female Iron
Pipe Threads**

The straight meter couplings shown above is one of three different body styles available. The connection sizes range between 1/2" to 1" M.I.P. thread on one side and meter coupling nuts for 5/8" thru 1" meters on the other end.

Meter Size	Conn. Size	Cat. #	
5/8"	1/2"	RM52270	
5/8"	3/4"	RM52330	
5/8" x 3/4" & 3/4"	1/2"	RM52710	
5/8" x 3/4" & 3/4"	3/4"	RM52700	
5/8" x 3/4" & 3/4"	1"	RM52740	
1"	1"	RM53220	

Venting Valves

<p>Steam No. 1-A Air valve with six adjustable ports for proportional venting 1/8" angle conn. Operates at 1 1/2 psi or less; 10 psi</p> 	<p>Steam No. 70-A Single port air valve. 1/8" angle conn. Federal Spec. WWV 151-Type 1. Operates at 11 psi or less; 15 psi Max. Press.</p> 	<p>Steam No. 40 Single port air valve for ordinary one-pipe systems. 1/8" angle conn. Operates at 6 psi or less; 10 psi Max.</p> 	<p>Steam No. 41 Single port, straight shank vent for small steam systems. 41- 1/8" straight shank. 10 psi Max. Press. #HS609</p> 	<p>Steam No. 4A Float-type air valve for small systems. 1/2"F x 3/4"M conn. Operates at 2 psi or less; 10 psi Max. Press. #HS606</p> 
<p>Steam No. 74 Single port air valve. 1/2"F x 3/4"M conn. Operates on mains between 10 and 35 psi; steam unit heater at 35 psi or less. 35 psi Max. Press. #HS606</p> 	<p>Steam No. 75 Float-type air valves for larger systems. 1/2"F x 3/4"M conn. Operates 3 psi or less. 15 psi Max. Press. #HS618</p> 	<p>Vacuum No. 76 Vacuum air valves for medium and large systems. 1/2"F x 3/4"M conn. Operates 3 psi or less. 15 psi Max. Press. #HS621</p> 	<p>Water No. 78 High pressure water main vent. Ball check prevents air re-entry. 3/4" straight shank. Operates at 150 psi; 450 psi Hydrostatic Press. #HS624</p> 	<p>Water No. 78 Water main vent. Ball check prevents air re-entry. 1/2"F x 3/4"M conn. Operates at 75 psi Press.; 200 psi Hydrostatic Press. #HS625</p> 
<p>Drain Valve No. 793 To remove water automatically from compressed air tanks, air separators, drip points and after coolers with minimum air loss 3/4" NPT conn. Cast iron body and cover, stainless steel interior. Max. Press. 250psig. #HS632</p> 	<p>Air No. 500 Disc-type air vent. Automatic take-apart without draining system. 1/8" conn. For 15 psi steam press or 50 psi water press. #626</p> 	<p>Vacuum No. 62 Designed for use on closed vessels and piping systems to control induced vacuum within safe limits. Adjustable from 1/4" to 20" (mercury) vacuum. Size conn.: 3/4" straight shank. Max. Operating Press.: 150 psi. #HS612</p> 	<p>Water No. 790 Convactor and water main vent. Safety drain connection. 1/8" straight shank conn. 30 psi Max. Operating Press. #HS628</p> 	<p>Water No. 791 Convactor and water main vent. Safety drain connection. 1/4" straight shank conn. 50 psi Max. Operating Press. #HS629</p> 

SOLENOID VALVES



Made in U.S.A.

Exclusively from Vierk VNS Solenoid Valves

Bronze Valves: 1/8" - 3" NPT
Stainless Steel Valves: 1/8" - 2" NPT
Ductile Iron Flanged Valves: 4" NPT

Bronze General Duty Solenoid Valves

Service: Air, Water, Light oil, Inert gas and non-corrosive fluids
Pressure Ranges: 5-125 psi or 10-250 psi
Fluid Temperatures: 356° F (Clas N Insulated Coils)-NEMA 4X
Voltages: Standard: 120/60, 240/60, 480/60 or
 Dual Voltage: 120 or 240/60 (Special Coil)
Model: M-3V

230V VNS#	115V VNS#	Pipe Size
AV042	AV043	1/8"
AV022	AV015	1/4"
AV023	AV016	3/8"
AV024	AV017	1/2"
AV025	AV018	3/4"
AV026	AV019	1"
AV027	AV020	1 1/4"
AV028	AV021	1 1/2"
AV029	AV032	2"
AV030	AV033	2 1/2"
AV031	AV034	3"



Bronze General Duty Solenoid Valves

Service: Steam
Pressure Ranges: 5-125 psi
Fluid Temperatures: 356° F (Clas N Insulated Coils)-NEMA 4X
Voltages: Standard: 120/60, 240/60, 480/60 or
 Dual Voltage: 120 or 240/60 (Special Coil)
Model: M-1-3T

230V VNS#	115V VNS#	Pipe Size
AV041	AV001A	1/8"
AV008	AV001	1/4"
AV009	AV002	3/8"
AV010	AV003	1/2"
AV011	AV004	3/4"
AV012	AV005	1"
AV013	AV006	1 1/4"
AV014	AV007	1 1/2"
AV035	AV038	2"
AV036	AV039	2 1/2"
AV037	AV040	3"

Stainless Steel Solenoid Valves

Service: Non-hazardous Corrosive fluid & Purity Processes
Pressure Ranges: 5-150 psi
Fluid Temperatures: 356° F (Clas N Insulated Coils)-NEMA 1
Voltages: 120/60, 240/60, 480/60
Wetted Parts: Teflon, 304, 316 and 416 Stainless Steel
Model: K

230V VNS#	115V VNS#	Pipe Size
AV070	AV060	1/8"
AV071	AV061	1/4"
AV072	AV062	3/8"
AV073	AV063	1/2"
AV074	AV064	3/4"
AV075	AV065	1"
AV076	AV066	1 1/4"
AV077	AV067	1 1/2"
AV078	AV068	2"



Bronze Safety Solenoid Valves for Fuel Service



Service: Gasoline, Diesel fuel & #1 and #2 Fuel Oils
Pressure Ranges: 5-100 psi
Fluid Temperatures: 77° F (Clas B Insulated Coils)
Voltages: 120/60, 240/60, 480/60
Coil Enclosure: NEMA 7 Explosion Proof (Class 1 Group D)
Model: Q-230

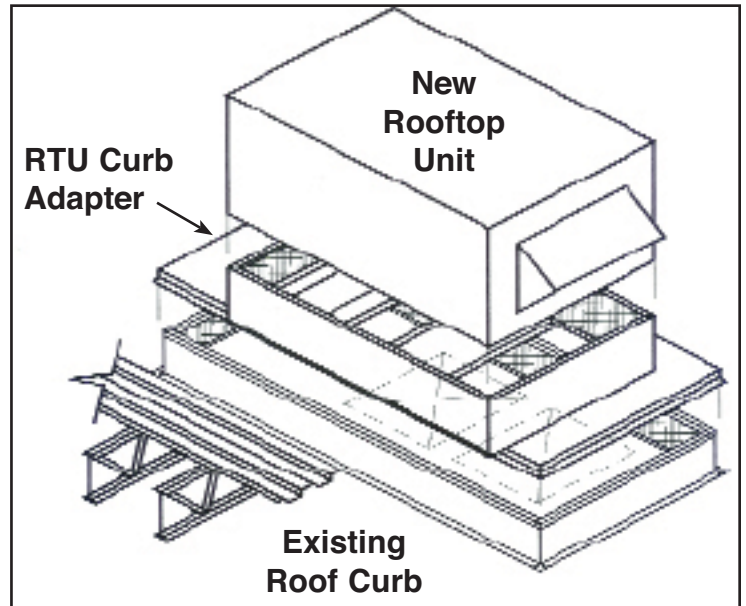
230V VNS#	115V VNS#	Pipe Size
AV080	AV230	1/8"
AV081	AV231	1/4"
AV082	AV232	3/8"
AV083	AV233	1/2"
AV084	AV234	3/4"
AV085	AV235	1"
AV086	AV236	1 1/4"
AV087	AV237	1 1/2"
AV088	AV238	2"
AV089	AV239	2 1/2"
AV090	AV240	3"

This is a small sample of the Solenoid Valve line. If you have a special application, we will be glad to spec the right valve for you. A variety of AC and DC voltages are also available, as well as pressures up to 1200 psi. Valves and parts are shipped immediately.

Vierk Roof Top Unit (RTU) Adapter

**If you need to replace a Roof Top Unit --
Replace it with a Vierk RTU Adapter.**

- Welded Galvanized Steel
- One Piece Construction
- All Applicable Block Off Pans
- All Applicable Transitions
 - Factory Insulated
 - Union Built
- Ships in 3-5 Days



Gloves



Standard Shoulder-Split Leather Palm Gloves

2-2.5oz Leather - Great Protection at a low cost. Abrasion resistance, durability, flexibility and comfort. Available in Safety, Gauntlet, and Knit WristCuff, so that you can pick the right fit and protection. No. 23387 and No. 23388 are gunn-cut style with leather knuckle strap. The wing style thumb eliminates stress on seams and is more comfortable to wear. No. 23389 is clute-cut style with an additional palm patch for extra durability. All are Large size.



No.	Description	Each Pair
3CF-23387	Safety Cuff Gloves	
3CF-23388	Gauntlet Cuff Gloves	
3CF-23389	Knit Wrist Gloves	

Cotton Canvas Work Gloves - One Size Fits All. A strong, comfortable, soft cotton material provides reliable abrasion resistance. 8oz clute-style is available in your choice of Knit Wrist, for protection from debris entry, or Band Top, for easier on/off. Also available in 10oz canvas with knit wrist and plastic Dot Coating on palm, thumb and index finger or heavy-duty 10oz. Sold in packages of 12 pairs.



Description	
3CF-3902D	8oz Knit Wrist
3CF-15148D	8oz Band Top
3CF-24049D	10oz Uncoated Knit Wrist
3CF-15183D	10oz Dot-Coated, Men's Size
3CF-15184D	10oz Dot-Coated, Women's Size



Jersey Gloves, All feature Knit Wrist. Choose 9oz Brown Clute pattern with or without plastic dot palm for flexibility and protection - no seams on palm to irritate or split - or natural color 6oz Reversible pattern. Sold in packages of 12 pairs.

No.	Description	1	12
3CF-38993D	Men's 9oz Brown Clute Jersey		
3CF-38994D	Woen's 9oz Brown Clute Jersey		
3CF-24051D	Men's 9oz Brown Clute Jersey with Plastic Dots		
3CF-92479D	Men's 6oz Reversible Jersey		

Officially Licensed HARLEY-DAVIDSON[®] SAFETY EYEWEAR



Harley-Davidson Safety Eyewear

- The legendary Harey-Davidson bar and shield logo is featured on each frame and the Harley-Davidson name is engraved on each impact resistant, ultradura coated polycarbonate lens.


- The sporty HD100 Limited Edition Safety Eyewear is available in a spectacular silver frame with ultra-cool blue mirror lenses. Easy-fitting, adjustable temples are accented with blue flames. Or choose the more

traditional black HD100 series with adjustable, translucent orange and black temples.

- Need a built-in browguard and molded-in sideshields? Then choose the HD200 series with its 135mm-wide single lens and black frame accented with a translucent orange brow.

- The uniquely shaped HD300 series combines fit and function in a sporty wraparound unilens. Lightweight style has adjustable spatulite temples accented with orange.

- The rugged-looking HD400 series has a streamlined, nonslip unilens that fits a broad range of faces without any



VNS #	Style	Lens Color (Ultradura)	Frame	Each Pair	
				1	10
LS3BB-93966	HD100	Blue Mirror	Silver		
LS3BB-93967	HD101	Clear	Black		
LS3BB-93968	HD102	Espresso	Black		
LS3BB-93969	HD103	Gold Mirror	Black		
LS3BB-93970	HD200	Clear	Black		
LS3BB-93971	HD201	Gray	Black		
LS3BB-93972	HD300	Clear	Black		
LS3BB-93973	HD301	Espresso	Black		
LS3BB-93974	HD302	Gold Mirror	Black		
LS3BB-93975	HD400	Clear	Black		
LS3BB-93976	HD401	Indoor/Outdoor Mirror	Black		
LS3BB-93976	HD401	Indoor/Outdoor Mirror	Black		

uvex[®] Spartan USA Safety Glasses



Low-Cost Eyewear Made in the USA. Attractive, contemporary styling in blue, black, and red, white and blue frames. Lightweight frame features adjustable temple length.

VNS #	Lens Color	Each Pair	
		1	25
LS3BB-48252	ultradura Clear		
LS3BB-48253	ultradura Gray		

Please specify frame color when ordering.
B=blue BL=black
RWB=red, white and blue



Magnum Series Eyewear

One-piece, wraparound lens gives workers excellent peripheral vision. Adjustable temples have four settings for a precise fit. Specifications: Shatter-resistant polycarbonate lens provides maximum impact protection. Ribbed, nonslip, soft rubber nosepiece for all-day comfort. High-definition Copper Blue Block lens enhances visual acuity and delivers maximum UV protection. Teal Blue Soother lens is designed for work environments with low-pressure sodium vapor lamps and may also be used in certain sports to intensify yellow and soften other colors. Shade 3.0 Welding lens protects against infrared light sources and may be worn while cutting, brazing, and welding (with the exception of arc welding). Also available in Shade 5.0 Welding. Compliance: ANSI Z87.1-1989
Please Specify Frame Color: BL (black), BZ (bronze), GR (gray metallic), S (silver)



VNS #	Description	Lens Color (Ultradura)	Frame	Each Pair	
				1	10
LS3BB-44295	Magnum	Clear	BL,S		
LS3BB-44296	Magnum	Smoke	BL		
LS3BB-44297	Magnum	Mirror	BL,S		
LS3BB-53381	Magnum	Copper Blue Block	BL		
LS3BB-52006	Magnum	Hi-Vis Orange	S		
LS3BB-54775	Magnum	Teal Blue Soother	S		
LS3BB-54839	Magnum	Gradient Indoor/Outdoor	GR		
LS3BB-54840	Magnum	Red Mirror	BZ		
LS3BB-54776	Magnum	Shade 3.0 Welding	BL		
LS3BB-54777	Magnum	Shade 5.0 Welding	BL		
LS3BB-44298	Mini-Magnum	Clear	BL		
LS3BB-44299	Mini-Magnum	Smoke	BL		



Sellstrom Goggles



Polycarbonate lens provides impact protection and a wide field of vision. Choice of Standard or Fog-Free and Vented or Indirect Vented. Full-face flange allows comfortable wear, even over most prescription eyewear. Sold in eaches.

VNS #	Style	1	12	24
LS3BB-54873	Standard Vented			
LS3BB-54874	Standard Indirect Vented			
LS3BB-54875	Fog-Free Vented			
LS3BB-54876	Fog-Free Indirect Vented			
LS3BB-54877	Fog-Free Non-Vented			

Protectoseal Lens Cleaning Stations

Disposable cleaning stations make it easy to keep safety glasses clean at all times. Specifications: Each station contains a pre-filled pump spray bottle and a supply of single-ply, pop-up tissues. Small stations include 8oz pump bottles and 600 tissues. Large stations include 16oz pump bottles and 1200 tissues. Also available with Anti-Fog Lens Cleaner.

VNS #	Description	Each	
		1	4
LS3BB-94139	8oz Lens Cleaning Station		
LS3BB-94108	8oz Anti-Fog Lens Cleaning Station		
LS3BB-94141	16oz Lens Cleaning Station		
LS3BB-94121	16oz Anti-Fog Lens Cleaning Station		

Head Turners Hard Hats

Unique designs allow worker to express their patriotism, which helps you increase compliance. Four-point ratchet suspension fits size: 6 1/2" to 8".



VNS #	Description
LS3BB-89124	American Flag Design
LS3BB-94162	American Eagle Design

North Hard Hats

Works with Earmuffs or Face Shields


Get dependable protection in a versatile design. Choose from easy-to-adjust pinlock suspension or ratchet suspension for firmer headband adjustment and a more comfortable fit. Please specify color: blue, green, gray, light blue, orange, red, high visibility red, white or yellow. Sold in eaches.



VNS #	Description
LS3BB-54712	Hard Hat w/Pinlock Suspension
LS3BB-54713	American Eagle Design

Hard Hat Accessories

- Goggle Toggle holds goggles securely on your hat between tasks.
- Terry Cloth Hard Hat Sweatband acts as a sweatband in the summer and a warm liner in the winter.
- Economy Sweatbands and Standard Sweatbands with gauze reinforcement offer disposable convenience.
- You can use the versatile Clip on Sweatband with a hard hat, face shield or welding helmet.
- To store your hard hat, we offer two options. The Seat Mount Rack hangs over the front or back of your car or truck seat. The Wall Mount Rack can be permanently mounted in a vehicle or office.



VNS #	Description	Quantity
LS3BB-67616	Goggle Toggle	10 Pair
LS3BB-67617	Terry Cloth Hard Hat Sweatband	1
LS3BB-94035	Economy Sweatband	100
LS3BB-94033	Standard Sweatband	25
LS3BB-94034	Clip-On Sweatband	25
LS3BB-11588	Seat-Mount Rack	1
LS3BB-11589	Wall-Mount Rack	1

NFL

VNS #	Description
LS3BB-54710-1	Arizona Cardinals
LS3BB-54710-2	Atlanta Falcons
LS3BB-54710-3	Baltimore Ravens
LS3BB-54710-4	Buffalo Bills
LS3BB-54710-5	Carolina Panthers
LS3BB-54710-6	Chicago Bears
LS3BB-54710-7	Cincinnati Bengals
LS3BB-54710-8	Cleveland Browns
LS3BB-54710-9	Dallas Cowboys
LS3BB-54710-10	Denver Broncos
LS3BB-54710-11	Detroit Lions
LS3BB-54710-12	Green Bay Packers
LS3BB-54710-32	Houston Texans
LS3BB-54710-13	Indianapolis Colts
LS3BB-54710-14	Jacksonville Jaguars
LS3BB-54710-15	Kansas City Chiefs
LS3BB-54710-16	Miami Dolphins
LS3BB-54710-17	Minnesota Vikings
LS3BB-54710-18	New England Patriots
LS3BB-54710-19	New Orleans Saints
LS3BB-54710-20	New York Giants
LS3BB-54710-21	New York Jets
LS3BB-54710-22	Oakland Raiders
LS3BB-54710-23	Philadelphia Eagles
LS3BB-54710-24	Pittsburgh Steelers
LS3BB-54710-25	St. Louis Rams
LS3BB-54710-26	San Diego Chargers
LS3BB-54710-27	San Fransisco 49ers
LS3BB-54710-28	Seattle Seahawks
LS3BB-54710-29	Tampa Bay Buccaneers
LS3BB-54710-31	Tennessee Titans
LS3BB-54710-31	Washington Redskins



Hard Hats - Officially Licensed V-Gard® Helmets
 Improve safety with head protection that workers want to wear! V-Gard caps offer superior quality, protection and comfort, thanks to the strap-adjustable, Staz-On® suspension. Specifications: Staz-On pinlock suspension includes headband, nape strap, sweatband and adjustable crown straps. Standard size: 6-1/2–8". Compliance: ANSI Z89.1-1997, Type I, Class E. Made in the USA.

NASCAR

VNS #	Description
LS3BB-54711-1	Rusty Wallace
LS3BB-54711-2	Dale Earnhardt
LS3BB-54711-4	Bobby Labonte
LS3BB-54711-5	Tony Stewart
LS3BB-54711-8	Mark Martin
LS3BB-54711-9	Jeff Butron
LS3BB-54711-10	Dale Earnhardt Jr.
LS3BB-54711-11	Johnny Benson
LS3BB-54711-12	Ricky Rudd
LS3BB-54711-13	Jale Jarrett



Nascar Racing Team Signature-Series MSA® Helmets
 Hard hats everyone will want to wear. Let loyalty show while heads stay protected. V-Gard hats offer superior quality, protection and comfort with strap-adjustable, Staz-On® suspension. Specifications: Staz-On pinlock suspension includes headband, nape strap, sweatband and adjustable crown straps. Standard size: 6-1/2–8". Compliance: ANSI Z89.1-1997, Type I, Class E. Made in the USA.

OHMAN

DESCALING SERVICES, INC.

CHEMICAL CLEANING

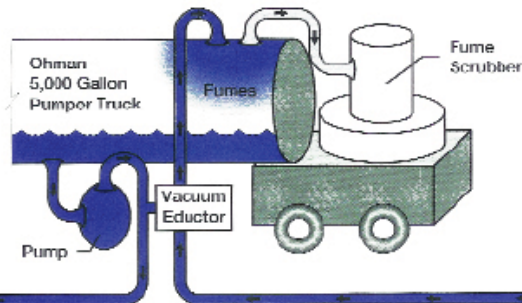


800-228-6462

Fax 847-838-2226

www.ohmandescaling.com

Nationwide Service

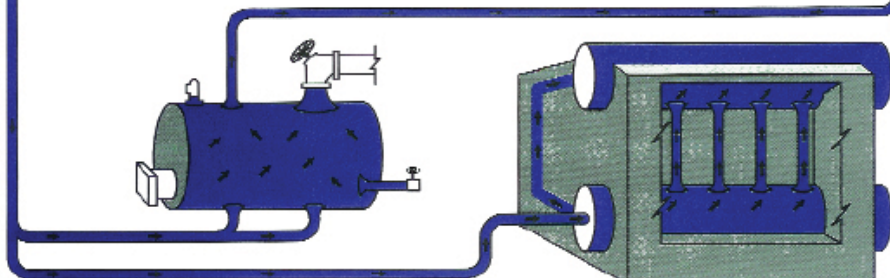


OHMAN'S UNIQUE CLEANING PROCEDURE

Ohman Boiler Descaling personnel are specially trained and dedicated to providing this one-of-a-kind service. Ohman's procedures utilize custom-built equipment specifically designed for chemical cleaning.

THE OHMAN 7 STEP PROCEDURE


- 1. PRECLEANING PREPARATION:** The boiler to be cleared is isolated to ensure that the cleaning solution cannot escape and contaminate other equipment, pipes or water lines.
- 2. CONNECTION:** Ohman connects large circulation hoses from the pumper truck to the top and bottom of the boiler. This keeps the solution contained in the equipment and the pumper truck at all times.
- 3. VACUUM TEST FOR INTEGRITY:** One precautionary feature of the Ohman method is its use of the pumper truck to pull and hold a vacuum on the entire system. This test checks for leaks that could allow the solution to escape during cleaning.
- 4. CHEMICAL CLEANING:** The boiler is filled with the cleaning solution. Inhibitors allow the chemical to dissolve the scale without adversely affecting the equipment. The solution is then heated to approximately 140° F and circulated, under the vacuum, between the pumper truck and the boiler being cleaned.
Vacuum circulation of the cleaning solution provides two important safety measures:
 - a. This method forces all fumes back to the truck from the boiler via the top circulation hose. Fumes are then treated by a fume scrubber, safely eliminating gases from the boiler.
 - b. In the event of a leak, Ohman's strong vacuum contains the solution in the boiler, preventing the potential for chemical hazards.
- 5. CHEMICAL REMOVAL:** The solution is vacuumed back into the truck for legal removal and disposal.
- 6. NEUTRALIZATION:** The boiler is filled with water that includes a small amount of neutralizing solution, which neutralizes any residual chemicals left in the system. The neutralized solution, now at pH of 7, is drained from the equipment.
- 7. WASHOUT:** The boiler is thoroughly washed out with a large volume water hose to remove any remaining residue.



OHMAN


DESCALING SERVICES, INC.

CHEMICAL CLEANING




800-228-6462
Fax 847-838-2226
www.ohmandescaling.com

Nationwide Service



BEFORE



AFTER

Focus on Safety and Compliance

- Ohman maintains custody and control of the cleaning solution at all times. During and after cleaning, Ohman is fully responsible for any chemical waste-stream liabilities. The cleaning solution is kept contained and is legally hauled away from the client's location.
- Ohman carries \$5 million in insurance coverage, specifically written for chemical cleaning activities.
- Ohman employees are trained in and follow OSHA lockout-tag-out and confined space entry procedures.
- Ohman complies with OSHA's Hazardous Communication "right to know" Act by conducting a safety meeting with all client employees working in the cleaning vicinity.
- Ohman complies with all applicable local, state and federal environmental standards.